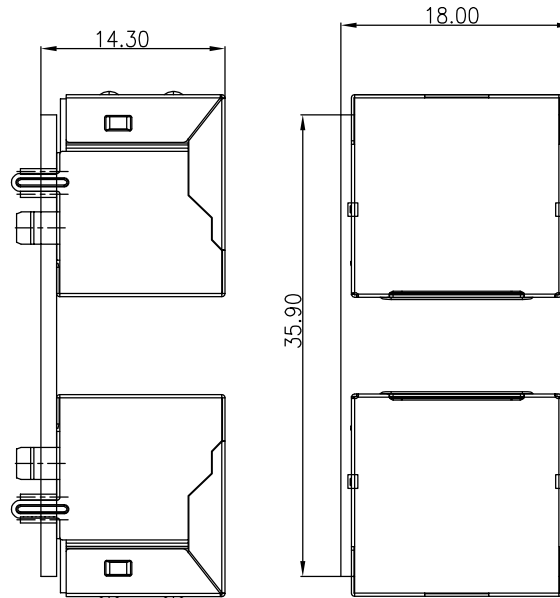
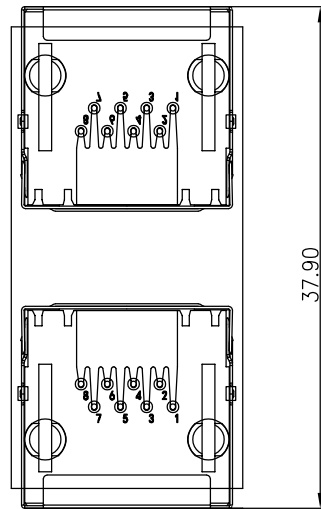
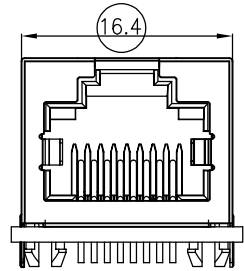


RoHS Compliant

REVISIONS			
REV.	DESCRIPTION	DATE	DESIGN



PCBLAYOUT T=1.2mm  
TOL:±0.10

NOTES:

- HOUSING MATERIAL:GLASS FILLED POLYESTER UL94V-0.
- CONTACT MATERIAL:COPPER ALLOY,T=0.35.
- PLATING: GOLD PLATED ON CONTACT AREA, 100u"MIN. TIN PLATED ON SOLDERING AREA, 50u"MIN. NICKEL PLATED OVERALL.
- SHELL:COPPER ALLOY,T=0.20. 30u"MIN. NICKEL PLATED OVERALL.
- LED:T=0.50, TIN PLATED.

ELECTRICAL:

- VOLTAGE RATING: 125V AC RMS.
- CURRENT RAIING: 1.5AMP.
- CONTACT RESISTANCE: 30MILLIOHMS MAX.
- INSULATION RESISTANCE: 500MEGOHMS MIN @500V DC.

MECHANICAL:

- DURRABILITY: 750 CYCLES MIN.
- INSERTION FORCE : 22N MAX.
- REMOVAL FORCE(WITHOUT PLUG LOCK) : 22N MAX.

ENVIRONMENTAL:

- STORAGE: -40°C~85°C
- OPERATION: 0°C~70°

\*Apply to the EU standards(ROSH)

PIN ASSIGNMENT	
HDMI AF	W F
01	01
02	02
03	03
04	04
05	05
06	06
07	07
08	08
09	09
10	10
11	11
12	12
13	13
14	14
15	15
16	16
17	17
18	18
19	19
SHELL	20

**Bestcreate Technology Limited**

TOLERANCES UNLESS OTHERWISE SPECIFIED:

X.	±	0.30	X'.	±	3'
.X	±	0.20	.X'	±	2'
.XX	±	0.15	.XX'	±	1'

Website:www.bsc-elec.com  
Email:bestcreate@bsc-elec.com

DESIGN: I. L  
DATE: 2017. 3. 1

CHECKED: C. W  
DATE: 2017. 3. 1

APPROVED: C. W  
DATE: 2017. 3. 1

TITLE: RJ45 FEMALE TO RJ45 FEMALE ADAPTER

MATERILA: PART NO: RJFTORJF-001 SIZE: A4

FINSH: DWG NO: RJFTORJF-001

REV: A UNIT mm SCALE 1=1 QUALITY SYMBOLS