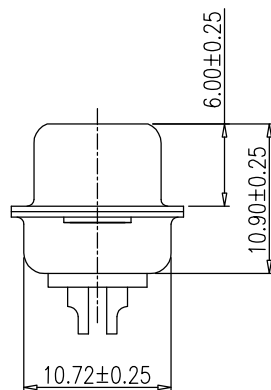
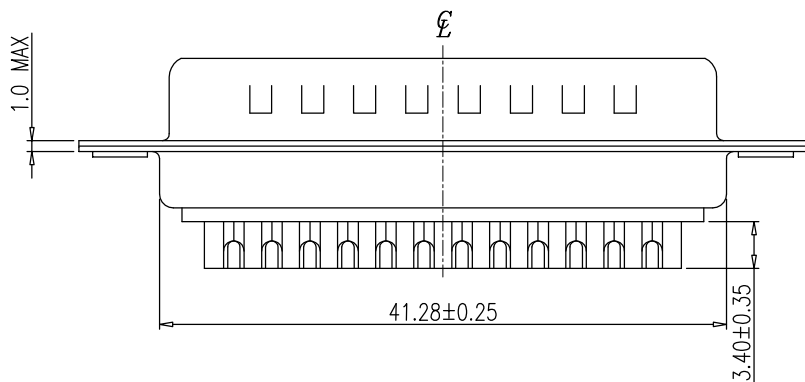
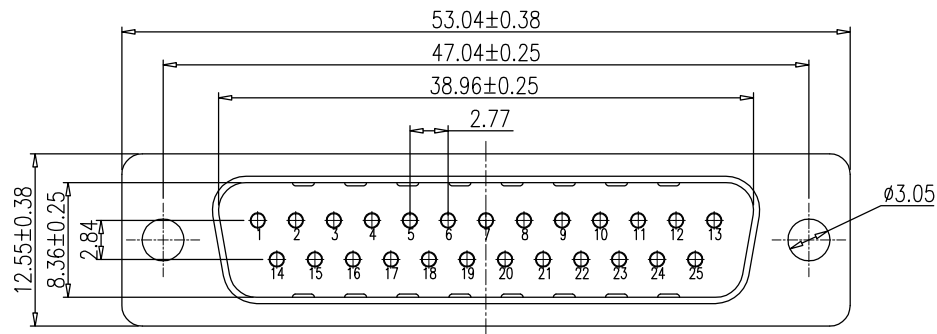


RoHS Compliant

REVISIONS			
REV.	DESCRIPTION	DATE	DESIGN

NOTE:

- 1.MATERIALS AND FINISHED
 INSULATOR : PBT+30% GF UL 94V-0,
 SHELL : STEEL, NI OR SN FINISHED
 CONTACT MATERIAL : BRASS, SELEVITE GOLD FINISHED
 RIVETED INSERT: BRASS MATERIAL ,TIN FINISHED
 WITH #4-40 THREADED ASSEMBLED
- 2.ELECTRICAL CHARACTERISTICS
 CURRENT RATING : 3.0 AMP DC
 VOLTAGE RATING: 250 V DC
 CONTACT RESISTANCE :30 MILLIOHMS MAX.
 DIELECTRIC WITHSTANDING VOLTAGE : 1000 V AC MIN.
 INSULATION RESISTANCE : 1000 MEGAOHMS MIN.
- 3.ENVIRONMENTAL
 OPERATING TEMPERATURE: -55°C ~ +85°C
 STORAGE TEMPERATURE:-55°C ~ +105°C
- 4.HOW TO ORDER:



DBM111-25XXXXXP-A0X10

Male

09:9Pin 25:25PIN
 15:15Pin 37:37PIN

G:Full Gold
 S:Selevite Gold Bright TIN

1:G/F" 3: 3u"
 2:2u" 6: 10u"

1. Front NI Back SN
 3. Full Sn
 5. Full NI

0: RoHs

7:Front rivet Solid nut(Iron)
 5:Front rivet Solid nut(Copper)
 2:Front rivet hollow nut(Copper)
 1:Back rivet hollow nut(Copper)
 0:3.05 through Hole

A:No screw type
 (Riveting Type)

P:PBT

L: Light blue
 B: Black
 W: White

Bestcreate Technology Limited

TOLERANCES UNLESS OTHERWISE SPECIFIED:

.X	± 0.38	.X"	± 3"
.XX	± 0.25	.X"	± 2"
.XXX	± 0.15	.XX"	± 1"

Website:www.bsc-elec.com
 Email:bestcreate@bsc-elec.com

DESIGN: I. L DATE: 2017. 3. 1

CHECKED: C. W DATE: 2017. 3. 1

APPROVED: C. W DATE: 2017. 3. 1

TITLE: DB25P MALE CONNECTOR FOR WIRE SOLDERING

MATERILA:	PART NO: DBM111-25XXXXP-A0X10	SIZE: A4
FINSH:	DWG NO: DBM111-25XXXXP-A0X10	

REV: A	UNIT mm	SCALE 1=1	QUALITY SYMBOLS
--------	---------	-----------	-----------------