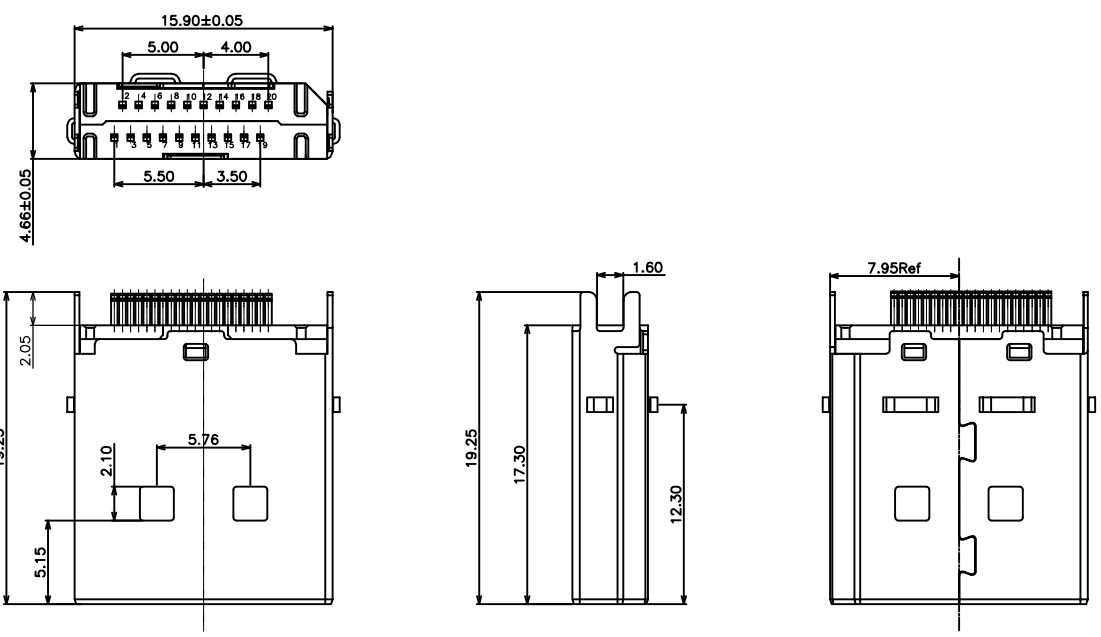


RoHS Compliant

REVISIONS			
REV.	DESCRIPTION	DATE	DESIGN



备注:

1. 材质:

- 1) 端子MOLDING: LCP+30%G/F, UL 94V-0, 颜色: 黑色
- 2) HOUSING: LCP+30%G/F, UL 94V-0, 颜色: 黑色
- 3) 端子: 材质: 磷铜C2680R-H T=0.20±0.01mm. ". 接触区镀金G/F.
- 4) 外壳: SPCC & 黄铜 T=0.30 镍底: 50~100U" & 镀金G/F
- 5) 卡钩: 不锈钢SUS301 T=0.40

2. 电气特性:

- 1) 接触阻抗: 30mΩ MAX (初始) FOR VBUS AND GND CONNECTS, 其它50mΩ MAX (初始) 环境与寿命测试后的变化值: +10Ω MAX
- 2) 绝缘阻抗: 100MΩ MIN.
- 3) 额定电流: 1.5A
- 4) 耐压: 100V AC (RMS)

3. 机械特性

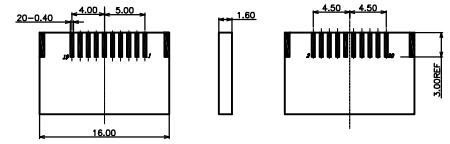
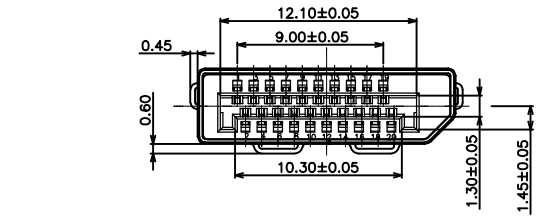
- 1) 插入力: 4.5kg MAX.
- 2) 拔出力: 1.0kg MIN. 4.0kg Max
- 3) 寿命: 5000 CYCLES

4. 环境特性: 使用温度: -40° C-85° C

5. 符合本公司环境物质管理标准

6. 盐雾: 24H

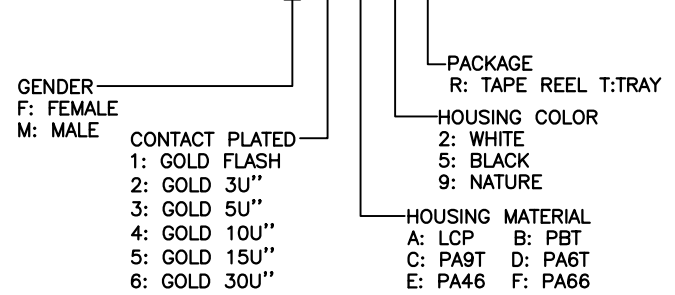
标记▽为重点管控尺寸.  
 标记⊙为FAI尺寸.  
 标记■为CPK尺寸.



PCB Layout Reference  
SCALE 2:1

PART NO. INFORMATION

**DP09- M X X X X - 003**



PIN	定义	PIN	定义
1	ML_Lane0 (P)	11	GND
2	GND	12	ML_Lane3 (N)
3	ML_Lane0 (N)	13	CFG1
4	ML_Lane1 (P)	14	CFG2
5	GND	15	AUX (HLP)
6	ML_Lane1 (N)	16	GND
7	ML_Lane2 (P)	17	AUX (HLP)
8	GND	18	HOT PLUG
9	ML_Lane2 (N)	19	Return (for Pwr)
10	ML_Lane3 (P)	20	DP-FWR (3.3V 500mA)

**Bestcreate Technology Limited**

TOLERANCES UNLESS OTHERWISE SPECIFIED:	
.X ± 0.25	X.* ± 3*
.XX ± 0.20	.X* ± 2*
.XXX ± 0.15	.XX* ± 1*

Website: www.bsc-elec.com  
 Email: bestcreate@bsc-elec.com

DESIGN: I. L	DATE: 2017. 3. 1
CHECKED: C. W	DATE: 2017. 3. 1
APPROVED: C. W	DATE: 2017. 3. 1

TITLE: DP 20P MALE CONNECTOR FOR 1.6MM PCB		
MATERILA:	PART NO: DP09-MXXXX-003	SIZE: A4
FINSH:	DWG NO: DP09-MXXXX-003	

REV: A	UNIT: mm	SCALE: 1=1	QUALITY SYMBOLS
--------	----------	------------	-----------------