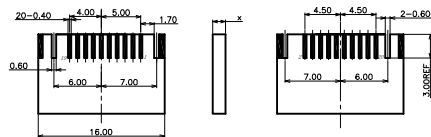
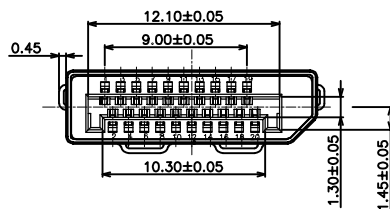
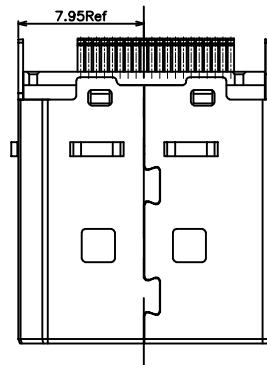
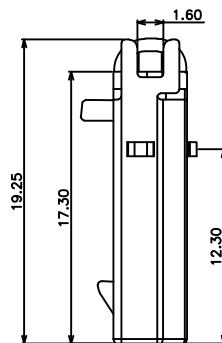
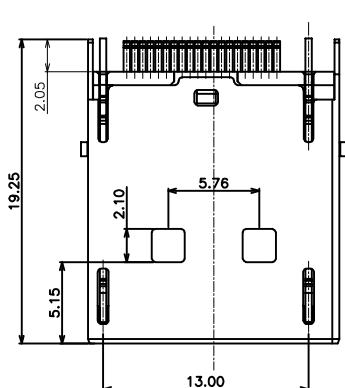
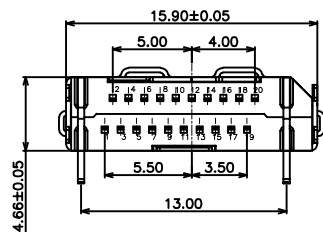


RoHS Compliant

REVISIONS			
REV.	DESCRIPTION	DATE	DESIGN



PCB Layout Reference
SCALE 2:1

备注:

1. 材质:
 - 1) 端子MOLDING: LCP+30%G/F, UL 94V-0, 颜色: 黑色
 - 2) HOUSING: LCP+30%G/F, UL 94V-0, 颜色: 黑色
 - 3) 端子: 材质: 磷铜C2680R-H T=0.20±0.01mm. 接触区镀金G/F.
 - 4) 外壳: SPCC & 黄铜 T=0.30 镍底: 50~100u" & 镀金G/F
 - 5) 卡钩: 不锈钢SUS301 T=0.40
 2. 电气特性:
 - 1) 接触阻抗: 30mΩ MAX(初始) FOR VBUS AND GND CONNECTS, 其它50mΩ MAX(初始) 环境与寿命测试后的变化值: +10Ω MAX
 - 2) 绝缘阻抗: 100MΩ MIN.
 - 3) 额定电流: 1.5A
 - 4) 耐压: 100V AC(RMS)
 3. 机械特性
 - 1) 插入力: 4.5kg MAX.
 - 2) 拔出力: 1.0kg MIN. 4.0kg Max
 - 3) 寿命: 5000 CYCLES
 4. 环境特性: 使用温度: -40° C-85° C
 5. 符合本公司环境物质管理标准
 6. 盐雾: 24H
- 标记▽为重点管控尺寸.
标记⊙为FAI尺寸.
标记■为CPK尺寸.

PART NO. INFORMATION

DP09- M X X X X - 003-V1-A

GENDER
F: FEMALE
M: MALE

CONTACT PLATED
1: GOLD FLASH
2: GOLD 3U"
3: GOLD 5U"
4: GOLD 10U"
5: GOLD 15U"
6: GOLD 30U"

PACKAGE
R: TAPE REEL T: TRAY
HOUSING COLOR
2: WHITE
5: BLACK
9: NATURE
HOUSING MATERIAL
A: LCP B: PBT
C: PA9T D: PA6T
E: PA46 F: PA66

PIN	定义	PIN	定义
1	ML Lane0 (P)	11	GND
2	GND	12	ML Lane3 (N)
3	ML Lane0 (N)	13	CFG1
4	ML Lane1 (P)	14	CFG2
5	GND	15	AUX (HLP)
6	ML Lane1 (N)	16	GND
7	ML Lane2 (P)	17	AUX (HLP)
8	GND	18	HOT PLUG
9	ML Lane2 (N)	19	Return (for Pwr)
10	ML Lane3 (P)	20	DP-PWR (3.3V 500mA)

Bestcreate Technology Limited

TOLERANCES UNLESS OTHERWISE SPECIFIED:			
.X	± 0.25	X.*	± 3"
.XX	± 0.20	.X.*	± 2"
.XXX	± 0.15	.XX.*	± 1"

Website: www.bsc-elec.com
Email: bestcreate@bsc-elec.com

DESIGN:	DATE:
I. L	2017. 3. 1
CHECKED:	DATE:
C. W	2017. 3. 1
APPROVED:	DATE:
C. W	2017. 3. 1

TITLE: DP 20P MALE CONNECTOR FOR 1.6MM PCB WITH HOOK		
MATERILA:	PART NO: DP09-MXXXX-003-V1-A	SIZE: A4
FINSH:	DWG NO: DP09-MXXXX-003-V1-A	

REV: A	UNIT mm	SCALE 1=1	QUALITY SYMBOLS
-----------	------------	--------------	-----------------