RoHS Compliant

REVISIONS			
REV.	DESCRIPTION	DATE	DESIGN

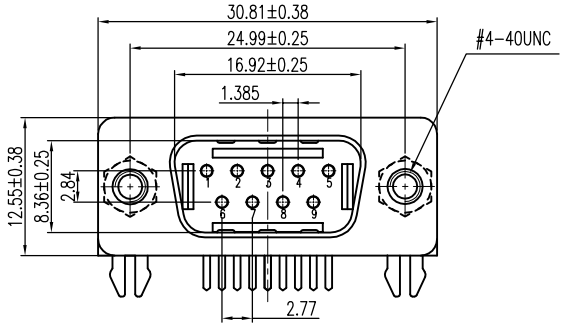

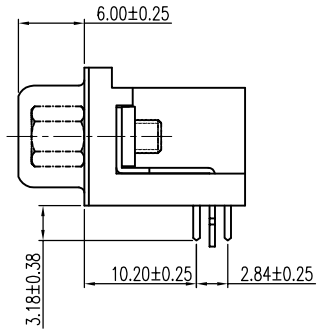

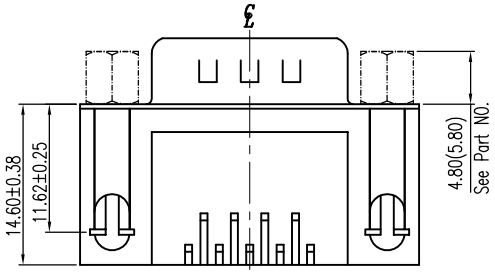

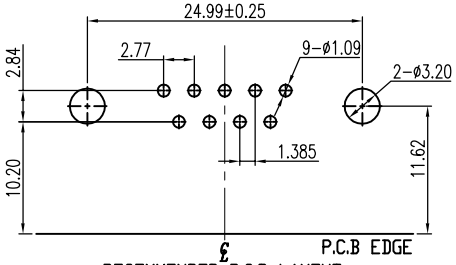

RECOMMENDED P.C.B LAYOUT

NOTE:

1.MATERIALS AND FINISHED
INSULATOR : PBT GF30% UL 94V-0, BLACK,
SHELL : STEEL, NI FINISHED
CONTACT MATERIAL : BRASS, SELEVITE GOLD FINISHED
RIVETED INSERT: BRASS MATERIAL ,NI FINISHED
WITH #4-40 THREADED ASSEMBLED

2.ELECTRICAL CHARACTERISTICS
CURRENT RATING : 3 AMP
VOLTAGE RATING: 300 V DC
CONTACT RESISTANCE :20 MILLIOHMS MAX.
DIELECTRIC WITHSTANDING VOLTAGE : 1000 V AC MIN.
INSULATION RESISTANCE : 1000 MEGAOHMS MIN.

3.ENVIRONMENTAL
OPERATING TEMPERATURE: -55°C ~ +85°C
STORAGE TEMPERATURE:-55°C ~ +105°C

4.HOW TO ORDER:

DRM161-09XX5XP-XXX10

M: Male
1: Stamping forming
6: DR(10.2)

09: 9PIN 25: 25PIN
15: 15PIN 37: 37PIN

G: Full Gold
S: Selevite Gold Bright TIN

1:1u" 5: 5u"
2:2u" 6: 10u"
3:3u" 7: 15u" 8: 30u"

4. FULL Gold 5. FULL NI

0: RoHs
1:steel harpoon
2:copper harpoon

5: 4.8*11.8copper screws
6: 4.8*11.8steel screws
J: 5.8*12.8copper screws
K: 5.8*12.8steel screws

A:No screw type
B:Ass'y screw type
C:Attach screw type
D:Fork Lock

P: PBT A: PA9T

B: Black G: Green

Bestcreate Technology Limited

TOLERANCES UNLESS OTHERWISE SPECIFIED:

.X	±	0.38	X.°	±	3°
.XX	±	0.25	.X°	±	2°
.XXX	±	0.15	.XX°	±	1°

Website:www.bsc-elec.com
Email:bestcreate@bsc-elec.com

DESIGN:	DATE:
I.L	2017.3.1
CHECKED:	DATE:
C.W	2017.3.1
APPROVED:	DATE:
C.W	2017.3.1

TITLE: DR 10.2-09P MALE CONNECTOR

REV:	UNIT	SCALE	QUALITY SYMBOLS
A	mm	1=1	

MATERILA:	PART NO: DRM161.09XX5XP.XXX10	SIZE: A4
FINSH:	DWG NO: DRM161.09XX5XP.XXX10	