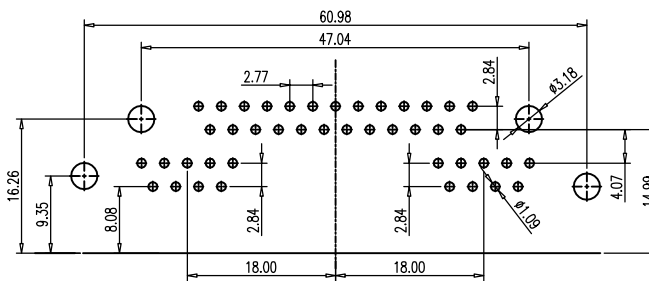
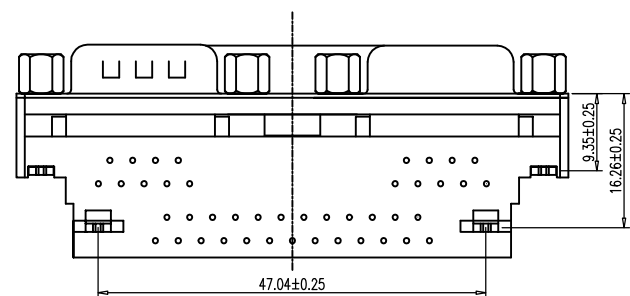
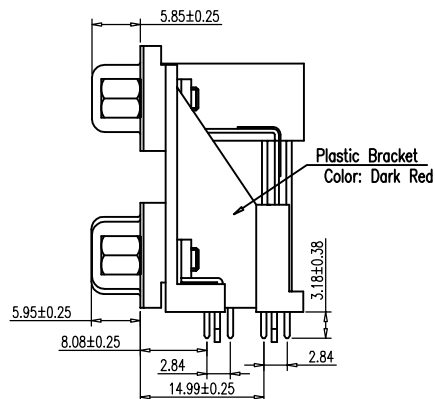
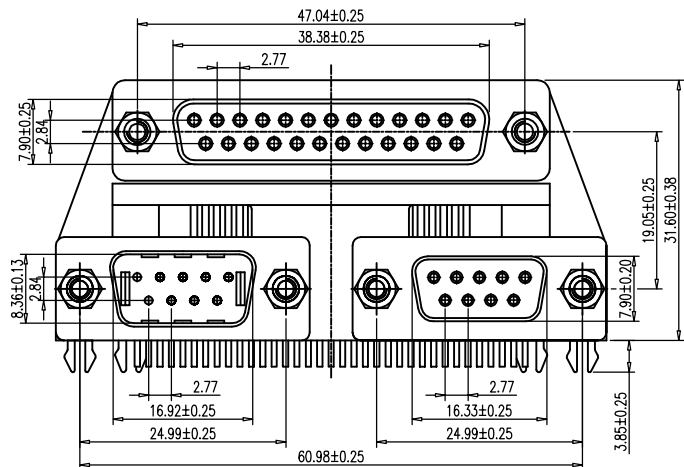


RoHS Compliant

REVISIONS			
REV.	DESCRIPTION	DATE	DESIGN



RECOMMENDED PCB LAYOUT THICKNESS=1.6mm  
TOLERANCE:±0.05

NOTE:

- MATERIALS AND FINISHED  
INSULATOR :PBT+30% GF UL 94V-0,  
SHELL : STEEL, NI FINISHED  
CONTACT MATERIAL : BRASS, SELEVITE GOLD FINISHED  
RIVET: COPPER ALLOY, NI FINISHED,  
WITH #4-40 THREADED ASSEMBLED  
HARPOON: BRASS, SN FINISHED
- ELECTRICAL CHARACTERISTICS  
CURRENT RATING : 3.0 AMP DC  
VOLTAGE RATING: 250 V DC  
CONTACT RESISTANCE :30 MILLIOHMS MAX.  
DIELECTRIC WITHSTANDING VOLTAGE : 1000 V AC MIN.  
INSULATION RESISTANCE : 1000 MEGAOHMS MIN.
- ENVIRONMENTAL  
OPERATING TEMPERATURE: -55°C ~ +85°C  
STORAGE TEMPERATURE: -55°C ~ +105°C

4.HOW TO ORDER:

DL4052-43XX5X1-XX220

4:Female/Male+Female  
7:Male/Male+Male

05:DR/DR+DR

2: 0.75(19.05)

43: 25/(9+9)

S:Selevite Gold Bright TIN  
M:Selevite Gold Matte TIN

1:G/F 5: 5u"  
2:2u" 6: 10u"  
3:3u" 7: 15u"

5. Full Ni(Shell)

0: RoHS  
2: DR 8.08

2: Plastic Bracket

K: 5.8\*12.8 Screw(iron)  
J: 5.8\*12.8 Screw(copper)  
6: 4.8\*11.8 Screw(iron)  
5: 4.8\*11.8 Screw(copper)  
0: W/O Screw

C: Attach screw type  
B: Assy screw type  
A: No screw type

1: PBT+PBT

E: Upper-Dark Red(25F),  
Lower/Green(9M)+Black(9F)

1: All Black

**Bestcreate Technology Limited**

TOLERANCES UNLESS OTHERWISE SPECIFIED:

.X	± 0.35	X.*	± 3"
.XX	± 0.25	.X.*	± 2"
.XXX	± 0.15	.XX.*	± 1"

Website: [www.bsc-elec.com](http://www.bsc-elec.com)  
Email: [bestcreate@bsc-elec.com](mailto:bestcreate@bsc-elec.com)

DESIGN: I. L DATE: 2017. 3. 1

CHECKED: C. W DATE: 2017. 3. 1

APPROVED: C. W DATE: 2017. 3. 1

TITLE: DR25F-DRM+DRF(8.08), WITH FORK & SCREW

MATERILA: PART NO: DL4052-43XX5X1-XX220 SIZE: A4

FINSH: DWG NO: DL4052-43XX5X1-XX220

REV: A	UNIT mm	SCALE 1=1	QUALITY SYMBOLS
--------	---------	-----------	-----------------