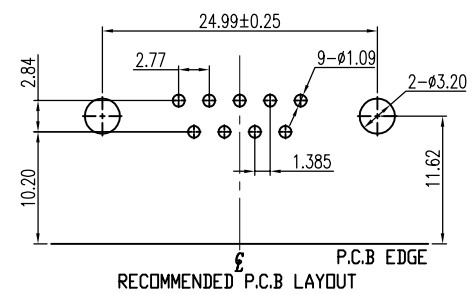
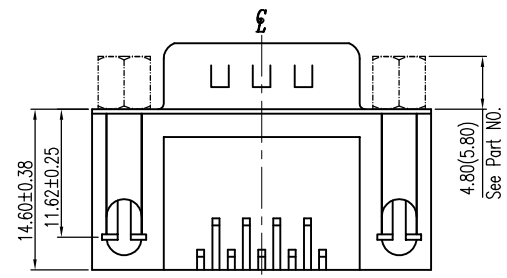
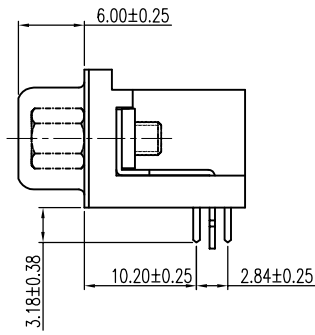
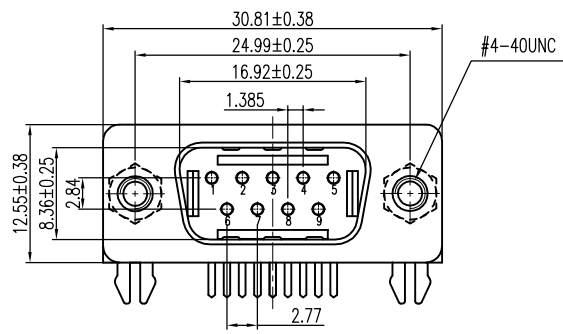


由 Autodesk 教育版产品制作

RoHS Compliant

REVISIONS			
REV.	DESCRIPTION	DATE	DESIGN



NOTE:

- MATERIALS AND FINISHED
 INSULATOR : PBT GF30% UL 94V-0, BLACK,
 SHELL : STEEL, NI FINISHED
 CONTACT MATERIAL : BRASS, SELEVITE GOLD FINISHED
 RIVETED INSERT: BRASS MATERIAL ,NI FINISHED
 WITH #4-40 THREADED ASSEMBLED
- ELECTRICAL CHARACTERISTICS
 CURRENT RATING : 3 AMP
 VOLTAGE RATING: 300 V DC
 CONTACT RESISTANCE :20 MILLIOHMS MAX.
 DIELECTRIC WITHSTANDING VOLTAGE : 1000 V AC MIN.
 INSULATION RESISTANCE : 1000 MEGAOHMS MIN.
- ENVIRONMENTAL
 OPERATING TEMPERATURE: -55°C ~ +85°C
 STORAGE TEMPERATURE:-55°C ~ +105°C
- HOW TO ORDER:

DRM161-09XX5XP-XXX10

M: Male	0: RoHs
1: Stamping forming	1:steel harpoon 2:copper harpoon
6: DR(10.2)	5: 4.8*11.8copper screws 6: 4.8*11.8steel screws J: 5.8*12.8copper screws K: 5.8*12.8steel screws
09: 9PIN 25: 25PIN 15: 15PIN 37: 37PIN	A:No screw type B:Assy screw type C:Attach screw type D:Fork Lock
C: Full Gold S: Selevite Gold Bright TIN	P: PBT A: PA9T
1:1u" 5: 5u" 2:2u" 6: 10u" 3:3u" 7: 15u" 8: 30u"	B: Black C: Green
4. FULL Gold 5. FULL NI	

Bestcreate Technology Limited

TOLERANCES UNLESS OTHERWISE SPECIFIED:			
.X	± 0.38	X.'	± 3"
.XX	± 0.25	.X'	± 2"
.XXX	± 0.15	.XX'	± 1"
Website:www.bsc-elec.com			
Email:bestcreate@bsc-elec.com			

DESIGN:	I.L	DATE:	2017.3.1
CHECKED:	C.W	DATE:	2017.3.1
APPROVED:	C.W	DATE:	2017.3.1

TITLE: DR 10.2-09P MALE CONNECTOR		
MATERILA:	PART NO: DRM161.09XX5XP.XXX10	SIZE: A4
FINSH:	DWG NO: DRM161.09XX5XP.XXX10	

REV: A	UNIT mm	SCALE 1=1	QUALITY SYMBOLS
-----------	------------	--------------	-----------------

由 Autodesk 教育版产品制作