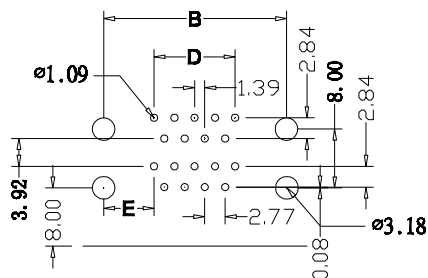
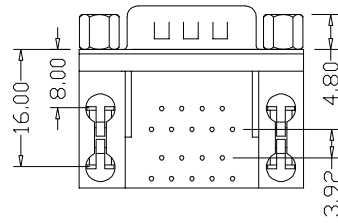
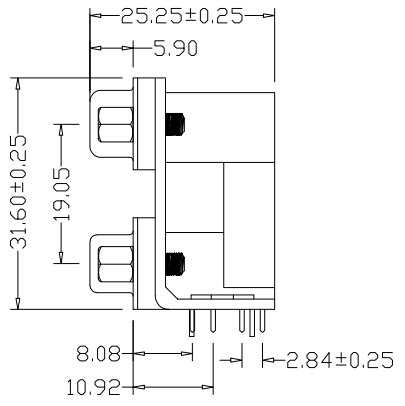
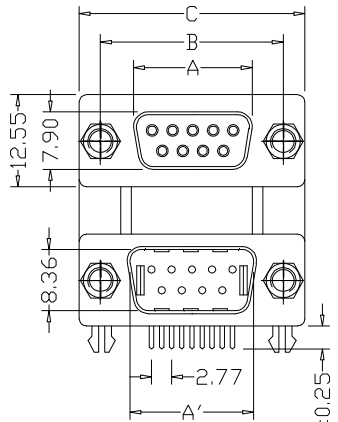


RoHS Compliant

REVISIONS			
REV.	DESCRIPTION	DATE	DESIGN



P.C.B LAYOUT

No. of Contact	A±0.25	A'±0.25	B±0.13	C±0.38	D	E
9F/9M	16.33	16.92	24.99	30.81	11.08	6.96
15F/15M	24.66	25.25	33.32	39.14	19.39	6.96
25F/25M	38.38	38.96	47.04	53.04	33.24	6.90
37F/37M	54.84	55.42	63.50	69.32	49.86	6.82

MATERIALS AND FINISH

SHELL : STEEL MATERIAL, NICKEL FINISHED
 DIMPLES ON PLUG ONLY
 INSULATOR : PBT THERMOPLASTIC, 30% GLASS
 FILLED, UL 94V-0 RATED, BLACK COLOR
 CONTACT MATERIAL : BRASS
 CONTACT FINISH : SELECTIVE GOLD FINISHED
 GROUNDING BRACKET : ZINC ALLOY, ZINC PLATED

ELECTRICAL CHARACTERISTICS

CONTACT CURRENT RATING : 1.0 AMPS
 CONTACT RESISTANCE : 20 MILLIOHMS MAX.
 DIELECTRIC WITHSTANDING VOLTAGE : 500 V AC MIN.
 INSULATION RESISTANCE : 1000 MEGAOHMS MIN.
 TEMPERATURE RATING : -55°C ~ +105°C

HOW TO ORDER:

DL201X-18SX5X1-XX320

Male+M
 DR+DR
 2: DimX/Y=19.05/31.60
 1: DimX/Y=15.88/28.43

18: 09Pin+09Pin
 S:Selevite Gold Bright TIN
 M:Selevite Gold Matte TIN

1:G/F 5: 5u"
 2:2u" 6: 10u"
 3:3u" 7: 15u" 9: 1u"

5. Full Ni(Shell)

3: RoHs&W/O LowerBody 0:ROHS
 3: Lower-DR 8.08
 3: Quad Arrowhead Boardlock (8.08x8.0)

K: 5.8*12.8 Hexagonal Screw(iron)
 J: 5.8*12.8 Hexagonal Screw(copper)
 6: 4.8*11.8 Hexagonal Screw(iron)
 5: 4.8*11.8 Hexagonal Screw(copper)
 0: W/O Screw

C: Attach screw type
 B: Ass'y screw type
 A: No screw type

1: PBT+PBT

G: Upper-Green, Lower-Blue
 8: Upper-Green, Lower-Black
 2: Upper-Black, Lower-Blue
 1: All Black

Bestcreate Technology Limited

TOLERANCES UNLESS OTHERWISE SPECIFIED:

.X	± 0.35	X'	± 3'
.XX	± 0.25	.X'	± 2'
.XXX	± 0.15	.XX'	± 1'

Website: www.bsc-elec.com
 Email: bestcreate@bsc-elec.com

DESIGN: I. L DATE: 2017. 3. 1

CHECKED: C. W DATE: 2017. 3. 1

APPROVED: C. W DATE: 2017. 3. 1

TITLE: DR 09P FEMALE/DR 09P FEMALE 8. 08

MATERILA: PART NO: DL201X-18SX5X1-XX320 SIZE: A4

FINISH: DWG NO: DL201X-18SX5X1-XX320

REV: A UNIT mm SCALE 1=1 QUALITY SYMBOLS