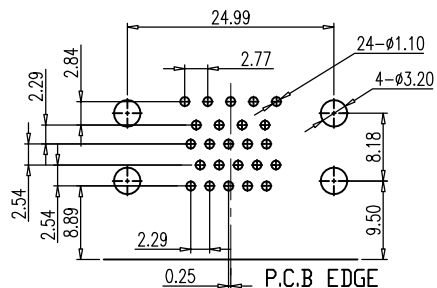
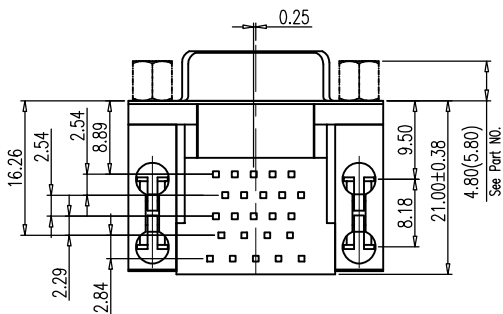
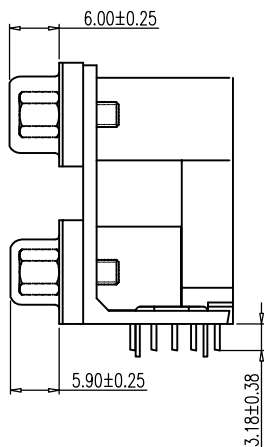
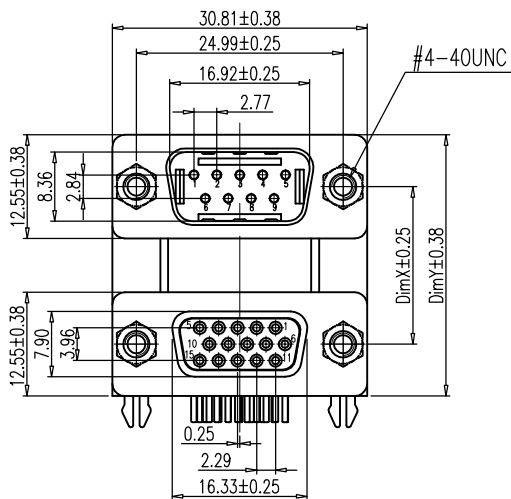


RoHS Compliant



RECOMMENDED P.C.B LAYOUT

REVISIONS			
REV.	DESCRIPTION	DATE	DESIGN

NOTE:  
 1. MATERIALS AND FINISHED  
 INSULATOR : PBT+30% GF UL 94V-0,  
 SHELL : STEEL, NI FINISHED  
 CONTACT MATERIAL : BRASS, SELEVITE GOLD FINISHED  
 RIVETED INSERT: BRASS MATERIAL ,TIN FINISHED  
 WITH #4-40 THREADED ASSEMBLED  
 2. ELECTRICAL CHARACTERISTICS  
 CURRENT RATING : 3.0 AMP DC  
 VOLTAGE RATING: 250 V DC  
 CONTACT RESISTANCE :30 MILLIOHMS MAX.  
 DIELECTRIC WITHSTANDING VOLTAGE : 1000 V AC MIN.  
 INSULATION RESISTANCE : 1000 MEGAOHMS MIN.  
 3. ENVIRONMENTAL  
 OPERATING TEMPERATURE: -55°C ~ +85°C  
 STORAGE TEMPERATURE: -55°C ~ +105°C  
 4. HOW TO ORDER:

DL302X-24XX5X1-XX530	
Male+Female	0: RoHS
DR+HDR	9: Lower-HDR 8.89(Short pin9)
	3: Lower-HDR 8.89
	5: Quad Arrowhead Boardlock (9.5x8.18)
2: DimX/Y=19.05/31.60	K: 5.8*12.8 Hexagonal Screw(iron)
1: DimX/Y=15.88/28.43	J: 5.8*12.8 Hexagonal Screw(copper)
	6: 4.8*11.8 Hexagonal Screw(iron)
24: O9Pin+H15PIN	5: 4.8*11.8 Hexagonal Screw(copper)
	0: W/O Screw
S:Selevite Gold Bright TIN	C: Attach screw type
M:Selevite Gold Matte TIN	B: Ass'y screw type
	A: No screw type
1:G/F 5: 5u"	1: PBT+PBT
2:2u" 6: 10u"	G: Upper-Green, Lower-Blue
3:3u" 7: 15u" 9: 1u"	8: Upper-Green, Lower-Black
	2: Upper-Black, Lower-Blue
5: Full Ni(Shell)	1: All Black

**Bestcreate Technology Limited**

TOLERANCES UNLESS OTHERWISE SPECIFIED:

.X	± 0.35	X.*	± 3"
.XX	± 0.25	.X*	± 2"
.XXX	± 0.15	.XX*	± 1"

Website: [www.bsc-elec.com](http://www.bsc-elec.com)  
 Email: [bestcreate@bsc-elec.com](mailto:bestcreate@bsc-elec.com)

DESIGN: I. L DATE: 2017. 3. 1

CHECKED: C. W DATE: 2017. 3. 1

APPROVED: C. W DATE: 2017. 3. 1

TITLE: DR 9P MALE TO HDR 15P FEMALE 8.89

MATERILA: FINSH: PART NO: DL302X-24XX5X1-XX530 SIZE: A4

DWG NO: DL302X-24XX5X1-XX530

REV:	UNIT	SCALE	QUALITY SYMBOLS
A	mm	1=1	