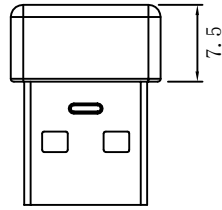
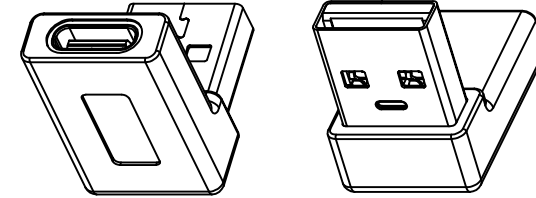
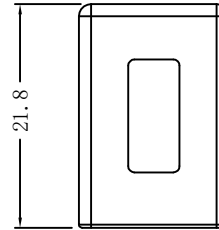
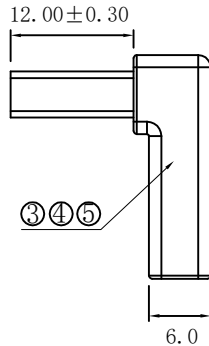
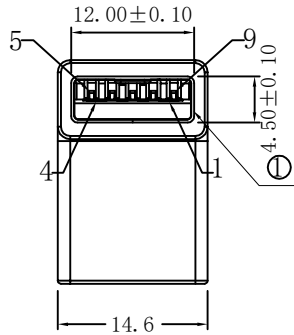


RoHS Compliant

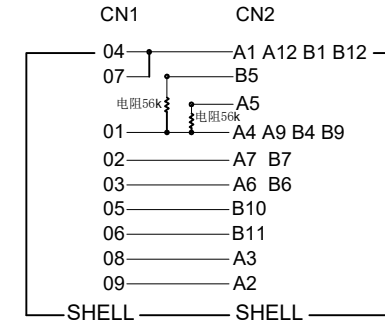
REVISIONS			
REV.	DESCRIPTION	DATE	DESIGN



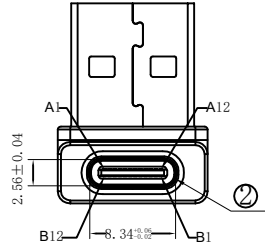
CN1



CONTACT



CN2



NOTES:

1. 100% open short test condition;
2. Conductor Resistance  $\leq 5\Omega$ , insulation resistance  $\geq 10M\Omega$ .  
High voltage test, DC 300V/10mS.
3. Support Power Charging, Data Transfer.
4. PCB Board Connection.

5	Outer Mold	PVC 45P BLACK	5.09.02-1	3.5G
4	Internal Mold	PE SIZING MATERIAL TRANSPARENCY	5.09.01-0	2.1G
3	In-Connection	PCB T=0.8MM 2*Resistor 56K	5.12.563	1PCS
2	Connector	USB TYPE CF SHELL NICKEL PLATED PIN G/F	5.03.58	1PCS
1	Connector	USB 3.0 AM SHELL NICKEL PLATED PIN G/F	6.12.001	1PCS
NO	NAME	MATERIAL	NO	QTY

**Bestcreate Technology Limited**

TOLERANCES UNLESS OTHERWISE SPECIFIED:

X.	± 0.50	X.*	± 5°
.X	± 0.30	.X*	± 2°
.XX	± 0.10	.XX*	± 1°

DESIGN: I. L DATE: 2017.3.1

CHECKED: C. W DATE: 2017.3.1

APPROVED: C. W DATE: 2017.3.1

TITLE:

USB3.0 AM TO TYPE CF 90° DECRYCED

MATERILA:

PART NO: AD30AMCF-006

SIZE: A4

FINSH:

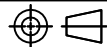
DWG NO: AD30AMCF-006

REV: A

UNIT mm

SCALE 1=1

QUALITY SYMBOLS



Website: www.bsc-elec.com  
Email: bestcreate@bsc-elec.com

1

2

3

4

5

6

7

8