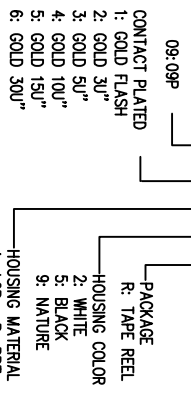


RECOMMENDED PCB LAYOUT
 GENERAL TOLERANCE ±0.05
 PAD AREA
 FORBIDDEN AREA

NOTES:
 1) MATERIAL:
 HOUSING: LCP+30%G.F UL 94V-0 BALCK
 CONTACT: SUS 304 T=0.15H
 SHELL: C5210 T=0.15H
 2) FINISH :
 CONTACT: Au 1u" PLATED ON CONTACT AREA;
 AU 1u" PLATING ON SOLDER TAILS,
 WITH ENTIRE CONTACT UNDERPLATED Ni: 50u" MIN
 Au 1u" PLAT ED ON SOLDER TAILS

3) Electrical Characteristics:
 Current Rating: 1.5A
 Withstanding Voltage: AC500V r.m.s.
 Insulation Resistance: 1000Megaohms
 Minimum at DC 500V
 Contact Resistance: 100Milliohms Maximum.
 Mating Cycles: 3000 Insertions.
 Temperature: -20°C to +65°C

MSIM -09 X X 5 R - 008



Connector terminal NO.	Pin NO.
Pin 1	VCC:PWR signal and GND
Pin 2	RST:Reset signal
Pin 3	CLK:Clocking signal
Pin 4	RESERVED
Pin 5	GND:PWR signal and GND
Pin 6	VPP:Programming Voltage
Pin 7	I/O:Serial date Input/output
Pin 8	RESERVED
Pin 9	CARD DETECT SWITCH
Pin 10	GND

TITLE: SIM CARD PUSH PUSH
 (8+1PIN)有柱14.0

TOLERANCES UNLESS OTHERWISE SPECIFIED:

	X	± 0.35	X'	±	S'
.XX	±	0.25	.X'	±	2'
.XXX	±	0.15	.XX'	±	1'

DESIGN: DATE: 2017.3.1
 CHECKED: DATE: 2017.3.1
 APPROVED: DATE: 2017.3.1

Bestcreate Technology Limited

REV: A UNIT mm SCALE 1=1 QUALITY SYMBOLS

Website: www.bsc-elec.com
 Email: bestcreate@bsc-elec.com

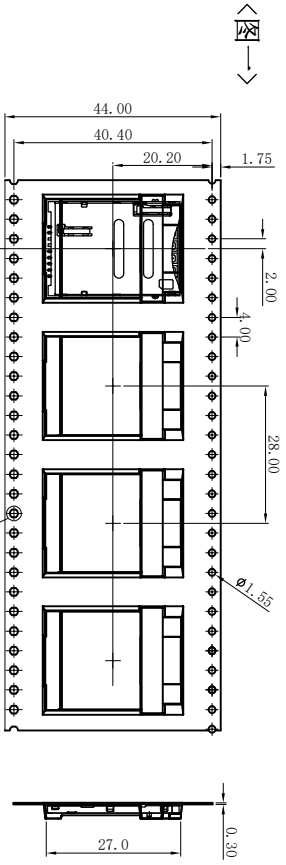
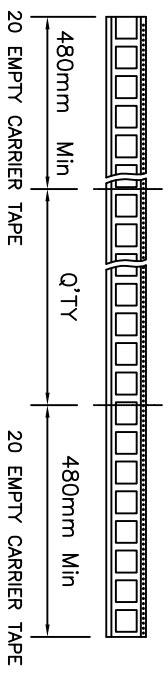


TABLE 1> PACKAGING QUANTITY

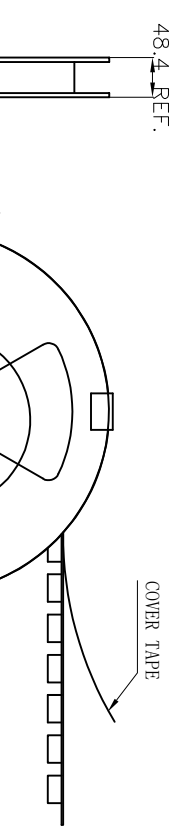
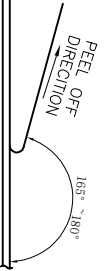
QTY/REEL	REEL/CARTON	QTY/CARTON
750	6	4500

图三

放料方向

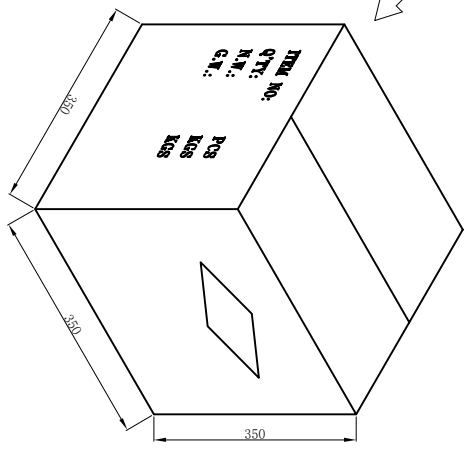
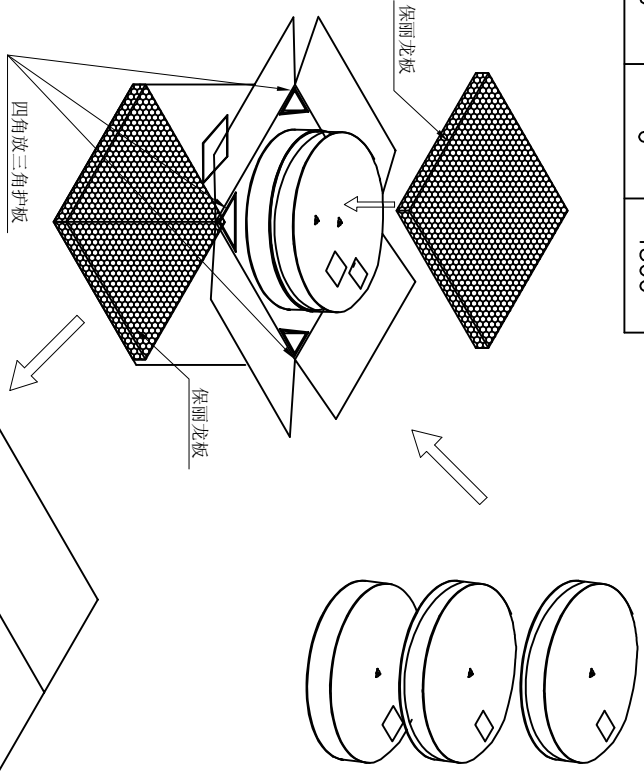


COVER TAPE PEELING FORCE: 50gf~150gf



NOTE:

1. 依图一所示放置产品于下载中, 每穴放置IPCS产品.
2. 包装机包好后, 在REEL的个等分点贴上胶带, 以防止REEL张开, 每REEL贴IPCS标签, 如图二所示
3. 包装数量见如图三所示
4. 包装成箱见如图三所示
5. 封箱, 在封好的纸箱上按客户要求写上料号, 数量等



Bestcreate Technology Limited

TOLERANCES UNLESS OTHERWISE SPECIFIED:

Φ	±	0.35	X'	±	S'
.XX	±	0.25	.X'	±	Z'
.XXX	±	0.15	.XX'	±	1'

DESIGN: I.L DATE: 2017.3.1
 CHECKED: DATE: 2017.3.1
 C.W

TITLE: SIM CARD PUSH(8+1PIN)
 包装图

MATERIAL: PART NO: MSM-09XX5R-008

FINISH: DWG NO: MSM-09XX5R-008

SIZE: A4 SHEET: 2 OF 2