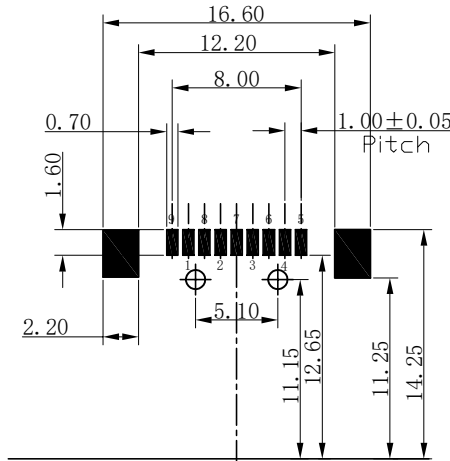
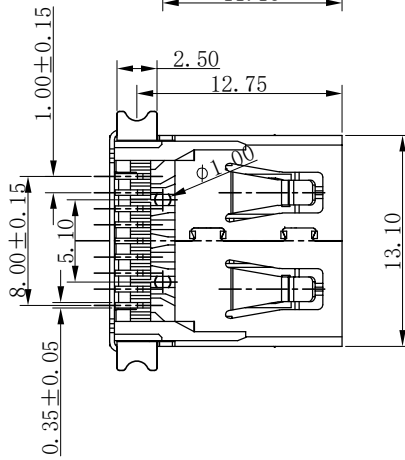
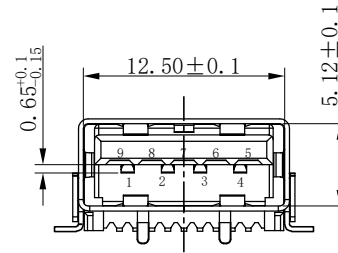
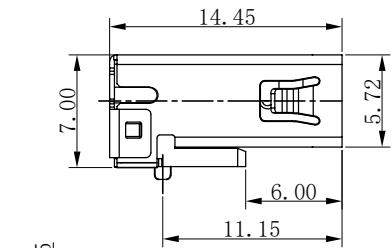
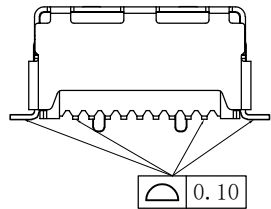


RoHS Compliant

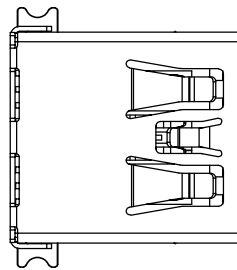
REVISIONS			
REV.	DESCRIPTION	DATE	DESIGN



NOTE:

1. MATERIAL:
  - 1.1 INSULATOR: LCP UL 94V-0
  - 1.2 CONTACT: BRONZE
  - 1.3 SHELL: BRASS
2. ELECTRICAL CHARACTERISTICS:
  - 2.1 CONTACT RESISTANCE: 30mΩ MAXIMUM
  - 2.2 CONTACT CURRENT RATING: 1.5A
  - 2.3 DIELECTRIC WITHSTANDING VOLTAGE: 100 V AC R. M. S.
  - 2.4 INSULATION RESISTANCE 100 MEGOHMS MIN
  - 2.5 OPERATING TEMPERATURE: -40° C ~ 85° C
3. MECHANICAL CHARACTERISTICS:
  - 3.1 MATING FORCE: 3.57kgf MAX
  - 3.2 UNMATED FORCE: 1.02kgf MIN AFTER TEST
  - 3.3 DURABILITY MANDATORY: 1500 CYCLES
4. PLATING
  - 4.1 TERMINAL:
    - 50u" MIN NICKEL ALL OVER
    - 80u" MIN Tin ON SOLDER AREA
    - (1~30)u" Au ON CONTACT AREA
  - 4.2 SHELL: 50u" MIN. NICEL ALL OVER

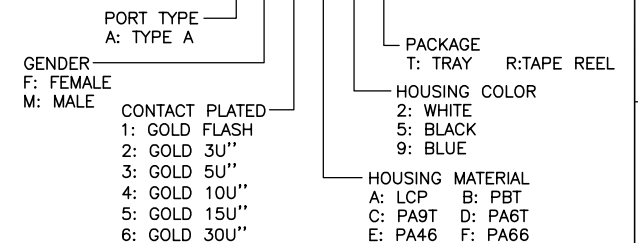
Pin NUMBER	SIGNAL NAME
1	VBUS
2	D-
3	D+
4	GND
5	StdA_SSRX-
6	StdA_SSRX+
7	GND_DRAIN
8	StdA_SSTX-
9	StdA_SSTX+
Shell	Shield



PCB EDGE  
RECOMMENDED PCB LAYOUT

PART NO. INFORMATION

**U03-A F X A X X - 3012**



**Bestcreate Technology Limited**

TOLERANCES UNLESS OTHERWISE SPECIFIED:

X.	± 0.30	X.'	± 3'
.X	± 0.20	.X'	± 2'
.XX	± 0.15	.XX'	± 1'

DESIGN: I. L DATE: 2017. 3. 1

CHECKED: C. W DATE: 2017. 3. 1

APPROVED: C. W DATE: 2017. 3. 1

TITLE: USB 3.0 AF SMT CONNECTOR SHORT BODY, FLANGELESS

MATERIAL:	PART NO: U03-AFXAXX-3012	SIZE: A4
FINISH:	DWG NO: U03-AFXAXX-3012	SHEET: 1 OF 1

REV: A	UNIT mm	SCALE 1=1	QUALITY SYMBOLS	Website: www.bsc-elec.com E-mail: bestcreate@bsc-elec.com
--------	---------	-----------	-----------------	--------------------------------------------------------------