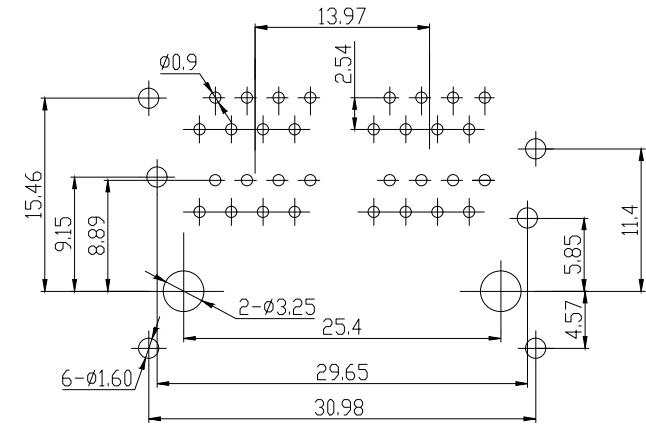
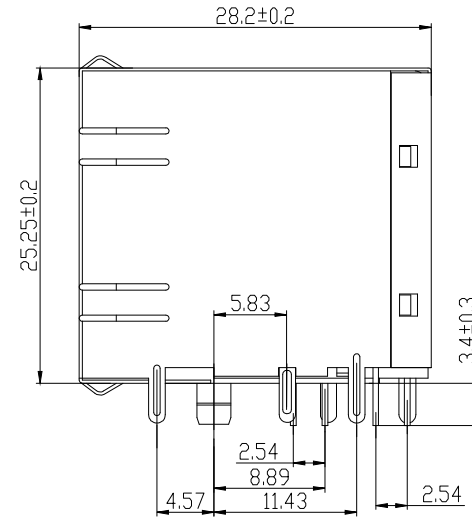
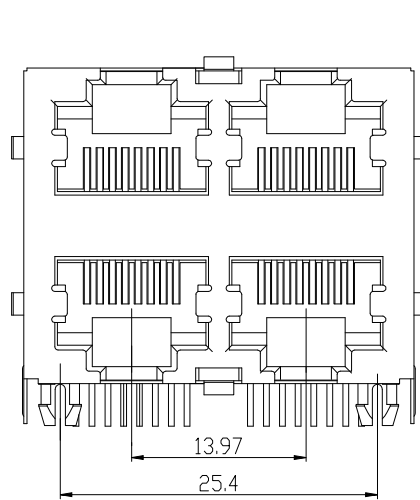
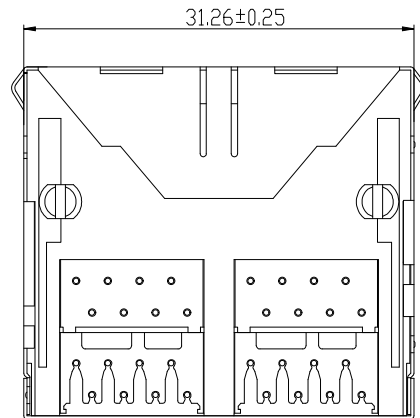


RoHS Compliant

REVISIONS			
REV.	DESCRIPTION	DATE	DESIGN



PC Board Layout



NOTES

MATERIAL
 1. HOUSING MATERIAL : THERMO PLASTICS UL94V-0.
 2. CONTACT MATERIAL : PHOSPHOR BRONZE Ø0.46mm.
 3. PLATING : GOLD FLASH PLATING OVER NICKEL.

ELECTRICAL
 1. VOLTAGE RATING : 125 VAC RMS.
 2. CURRENT RATING : 1.5 AMP.
 3. CONTACT RESISTANCE : 40 MILLIOHMS MAX.
 4. INSULATION RESISTANCE : 500 MEGOHMS MIN @ 100V DC .
 5. DIELECTRIC DIELECTRIC RESISTANCE : 500V DC RMS 50Hz. 1MIN.

MECHANICAL
 1. DURRABILITY : 750 CYCLES MIN.
 2. MATING/UNMATING FORCE : 2.24 KG. F MAX.

ENVIRONMENTAL:
 1. STORAGE : -40°C ~ +85°C.
 2. OPERATION : 0° C TO 70° C.

PART NO. INFORMATION

RJ01- X 5 2 X - 063

CONTACT PLATED

1: G/F 2: AU 3U"
 3: AU 6U"

PACKAGE
 R: TAPE REEL
 T: TRAY

HOUSING:
 1:LCP BLACK
 2.PBT BLACK
 3.PA46 BLACK
 4.PA9T BLACK

Bestcreate Technology Limited

TOLERANCES UNLESS OTHERWISE SPECIFIED:

.X	±	0.35	X.*	±	3"
.XX	±	0.25	.X*	±	2"
.XXX	±	0.15	.XX*	±	1"

Website: www.bsc-elec.com

Email: bestcreate@bsc-elec.com

DESIGN: I. L. DATE: 2017. 3. 1

CHECKED: C. W. DATE: 2017. 3. 1

APPROVED: C. W. DATE: 2017. 3. 1

TITLE: 5921 2x2 RJ45 8P8C FEMALE CONNECTOR DIP P13. 97

MATERILA: FINSH: PART NO: RJ01-X52X-063 SIZE: A4

DWG NO: RJ01-X52X-063

REV: A UNIT mm SCALE 1=1 QUALITY SYMBOLS

