
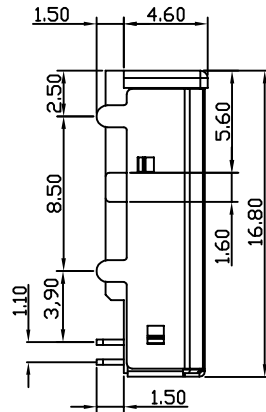
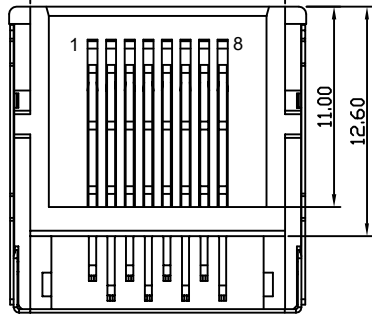
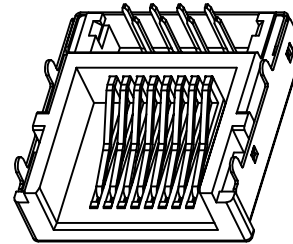
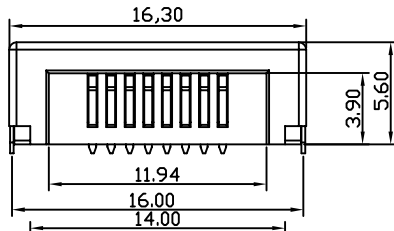


RoHS Compliant

REVISIONS			
REV.	DESCRIPTION	DATE	DESIGN



NOTES

MATERIAL

- 1. HOUSING MATERIAL : THERMOPLASTIC UL94V-0 BLACK.
- 2. CONTACT MATERIAL : PHOSPHOR BRONZE T=0.30mm .
- 3. PLATING : GOLD FLASH PLATING OVER NICKEL. 100u"SN PLATED ON SOLDER TALL AREA, 50u"NI UNDER PLATED OVER ALL
- 4. SHIELD : 0.20mm THICKNESS COPPER ALLOY WITH NICKEL PLATED.

ELECTRICAL

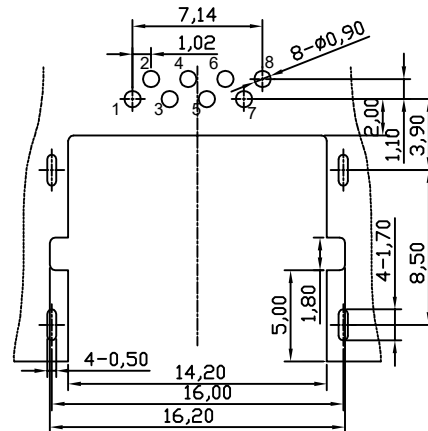
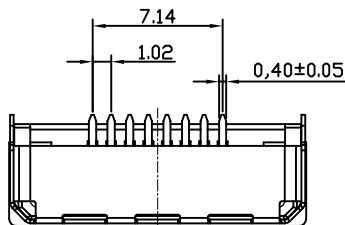
- 1. VOLTAGE RATING : 125 VAC RMS.
- 2. CURRENT RATING : 1.5 AMP.
- 3. CONTACT RESISTANCE : 40 MILLIOHMS MAX.
- 4. INSULATION RESISTANCE : 500 MEGOHMS MIN @ 100V DC .
- 5. DIELECTRIC DIELECTRIC RESISTANCE : 500V DC RMS 50Hz. 1MIN.

MECHANICAL

- 1. DURRABILITY : 750 CYCLES MIN.
- 2. MATING/UNMATING FORCE: 2.04 KG. F MAX.

ENVIRONMENTAL:

- 1. STORAGE : -40°C~+85°C.
- 2. OPERATION : -40°C~+85°C.



PCBLAYOUT
TOL:±0.05

8	—
7	—
6	RX-
5	—
4	—
3	RX+
2	TX-
1	TX+
PIN序 说明	

PART NO. INFORMATION

RJ01- X 5 X X - 026

CONTACT PLATED

- 1: G/F 2: AU 3U"
- 3: AU 6U" 4: AU 15U"
- 5: AU 30U"

- PACKAGE
- R: TAPE REEL
- T: TRAY

HOUSING:

- 1:PBT BLACK 2:PBT YELLOW
- 3:PA46 BLACK 4:PBT BLUE
- 5:PA9T BLUE 6:PA9T YELLOW
- 7:PA9T BLACK

Bestcreate Technology Limited

TOLERANCES UNLESS OTHERWISE SPECIFIED:

.X	± 0.30	X.*	± 3'
.XX	± 0.20	.X*	± 2'
.XXX	± 0.10	.XX*	± 1'

Website: www.bsc-elec.com
Email: bestcreate@bsc-elec.com

DESIGN: I. L DATE: 2017. 3. 1

CHECKED: C. W DATE: 2017. 3. 1

APPROVED: C. W DATE: 2017. 3. 1

TITLE: MID MOUNT 4.6MM RJ45 8P8C FEMALE CONNECTOR
DIP TYPE

MATERILA: PART NO: RJ01-X5XX-026 SIZE: A4

FINSH: DWG NO: RJ01-X5XX-026

REV: A	UNIT mm	SCALE 1=1	QUALITY SYMBOLS
--------	---------	-----------	-----------------