

RoHS Compliant

REVISIONS			
REV.	DESCRIPTION	DATE	DESIGN

NOTES

MATERIAL
 1. HOUSING MATERIAL : PBT UL94V-0.
 2. CONTACT MATERIAL : PHOSPHOR BRONZE TO.35mm.
 3. PLATING : GOLD FLASH PLATING ON CONTACT AREA, TIN PLATING ON SOLDER AREA OVER NICKEL.

ELECTRICAL
 1. VOLTAGE RATING : 125 VAC RMS.
 2. CURRENT RATING : 1.5 AMP.
 3. CONTACT RESISTANCE : 40 MILLIOHMS MAX.
 4. INSULATION RESISTANCE : 500 MEGOHMS MIN @ 100V DC .
 5. DIELECTRIC DIELECTRIC RESISTANCE : 500V DC RMS 50Hz. 1MIN.

MECHANICAL
 1. DURRABILITY : 750 CYCLES MIN.
 2. MATING/UNMATING FORC : 2.24 KG. F MAX.

ENVIRONMENTAL:
 1. STORAGE : -40°C ~ +85°C.
 2. OPERATION : -40°C ~ +85°C.

A

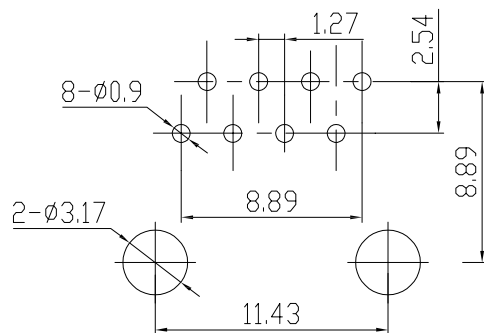
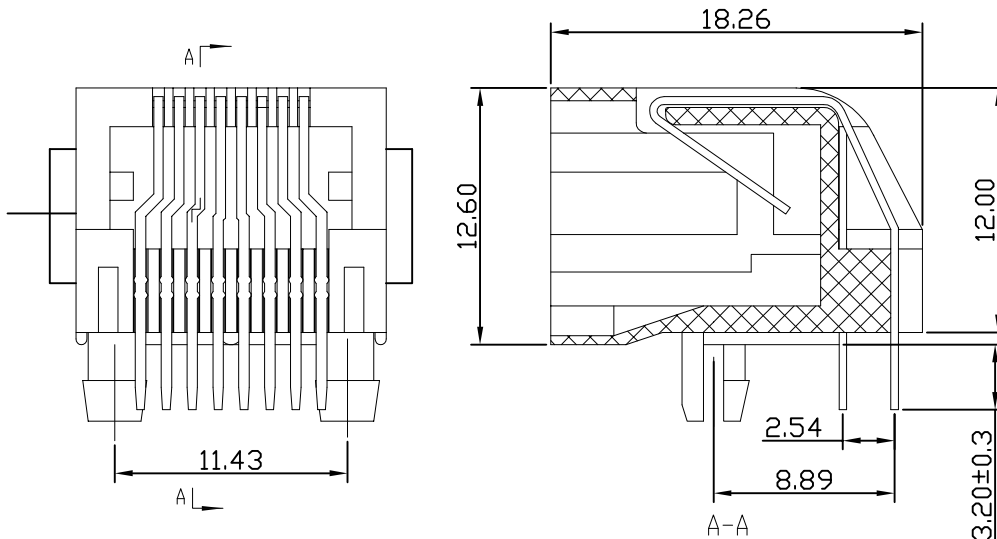
B

C

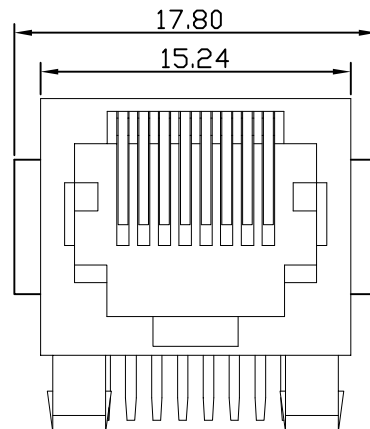
A

B

C



PCBLAYOUT
TOL:±0.05



PART NO. INFORMATION

RJ01-X 5 0 X - 110

CONTACT PLATED

- 1: G/F
- 2: AU 3U''
- 3: AU 6U''
- 4: AU 15U''
- 5: AU 30U''

PACKAGE

- R: TAPE REEL
- T: TRAY

Bestcreate Technology Limited

TOLERANCES UNLESS OTHERWISE SPECIFIED:

.X	± 0.35	X'	± 3'
.XX	± 0.25	.X'	± 2'
.XXX	± 0.15	.XX'	± 1'

Website: www.bsc-elec.com
 Email: bestcreate@bsc-elec.com

DESIGN: I. L DATE: 2017. 3. 1

CHECKED: C. W DATE: 2017. 3. 1

APPROVED: C. W DATE: 2017. 3. 1

TITLE: 5572 RJ45 8P8C FEMALE CONNECTOR DIP TYPE

MATERILA: PART NO: RJ01-X50X-110 SIZE: A4

FINSH: DWG NO: RJ01-X50X-110 1 OF 1

REV: A UNIT mm SCALE 1=1 QUALITY SYMBOLS

1

2

3

4

5

6

7

8