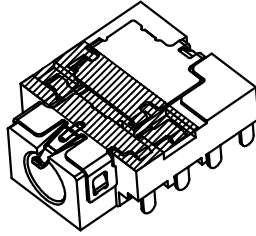
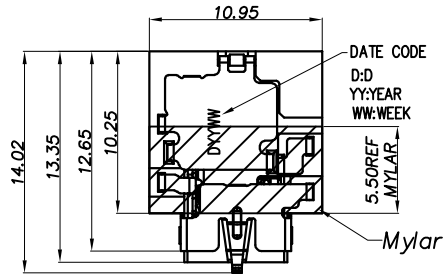


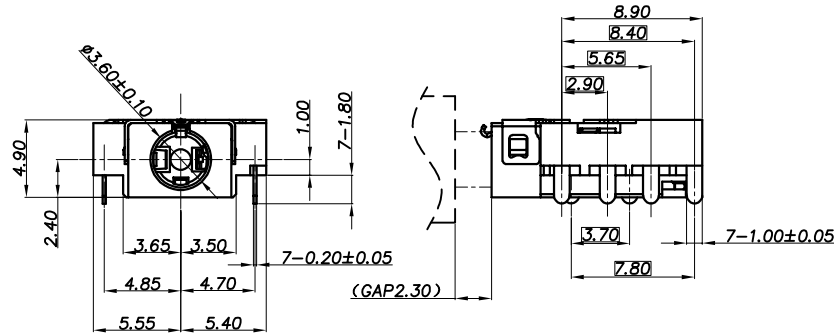
RoHS Compliant

REVISIONS			
REV.	DESCRIPTION	DATE	DESIGN

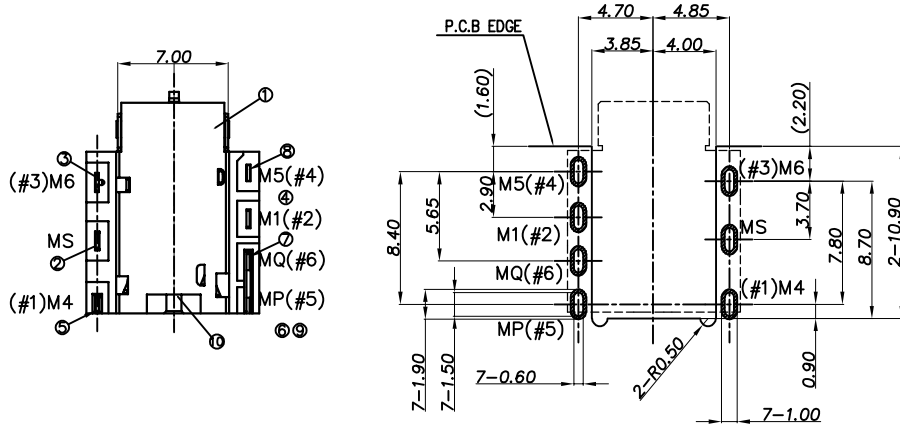
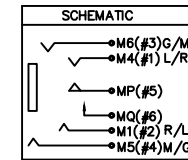
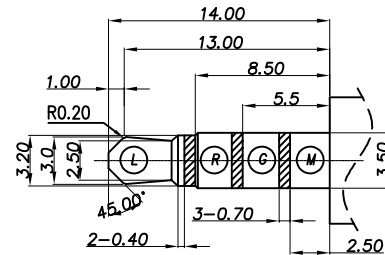


NOTES:

- ELECTRICAL CHARACTERISTICS:
 - 1-1 CONTACT RESISTANCE: 50mΩ MAX. (INITIAL)
100mΩ MAX. (FINAL)
 - 1-2. DIELECTRIC WITHSTANDING VOLTAGE: 250V AC FOR ONE MINUTE.
 - 1-3. INSULATION RESISTANCE: 100MΩ MIN. MEASURED BY 500V DC
- MECHANICAL CHARACTERISTICS:
 - 2-1. PLUG INSERTION FORCE : 0.3~3.0KGS .
 - 2-2. PLUG WITHDRAWAL FORCE : 0.3~3.0KGS .
- DURABILITY TEST: 5,000 CYCLES .
- FOR REFLOW SOLDERING LEAD-FREE PROCESS.
- SOLDERING HEAT RESISTANCE REFLOW SOLDERING 260C.
- PLUG INTERFACE DIMENSIONS CONFORM TO EIAJ RC-5325 SPECc.



— PRODUCT TYPE: AUDIO JACK



RECOMMENDED PADS LAYOUT
<TOP VIEW>

NOTE : TOLERANCE FOR PCB LAYOUT IS ± 0.05

ITEM	DESCRIPTIONs	MATERIAL	FINISH	Q'TY	NOTE
○	MYLAR	—	YELLOW	1	0.10t
⑩	DUMMY PIN	STAINLESS STEEL	—	1	0.15t
⑨	SEPARATOR	HIGH TEMP PLASTIC	UL94V-0	1	BLACK
⑧	M5_CONTACT	COPPER ALLOY	GOLD FLASH ON CONTACT AREA.AND SOLDER AREA	1	0.2t
⑦	MQ_SHUNT	COPPER ALLOY		1	0.2t
⑥	MP_CONTACT	—	—	1	0.2t
⑤	M4_CONTACT	COPPER ALLOY	ALL OVER 50u" Ni	1	0.2t
④	M1_CONTACT	COPPER ALLOY		1	0.2t
③	M6_CONTACT	COPPER ALLOY	—	1	0.2t
②	MS_SHELL	COPPER ALLOY	Ni 60u"MIN	1	0.2t
①	P1_HOUSING	HIGH TEMP PLASTIC	UL94V-0	1	BLACK

Bestcreate Technology Limited

TOLERANCES UNLESS OTHERWISE SPECIFIED:

.X	± 0.30	X.*	± 5*
.XX	± 0.20	.X.*	± 3*
.XXX	± 0.10	.XX.*	± 1*

Website: www.bsc-elec.com
Email: bestcreate@bsc-elec.com

DESIGN: I.L DATE: 2017.3.1

CHECKED: C.W DATE: 2017.3.1

APPROVED: C.W DATE: 2017.3.1

TITLE: 3.5MM PHONE JACK CONNECTOR DIP TYPE 7P

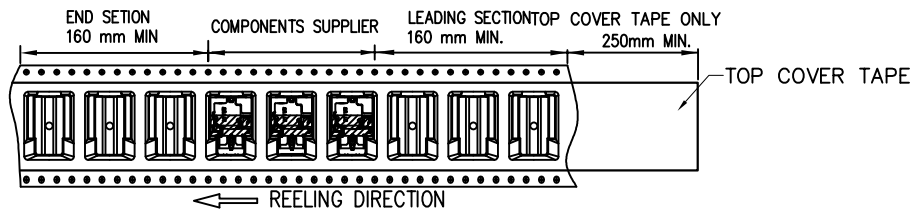
MATERILA: PART NO: PJ350-07-A0011 SIZE: A4

FINSH: DWG NO: PJ350-07-A0011

REV:	UNIT	SCALE	QUALITY SYMBOLS
A	mm	1=1	

RoHS Compliant

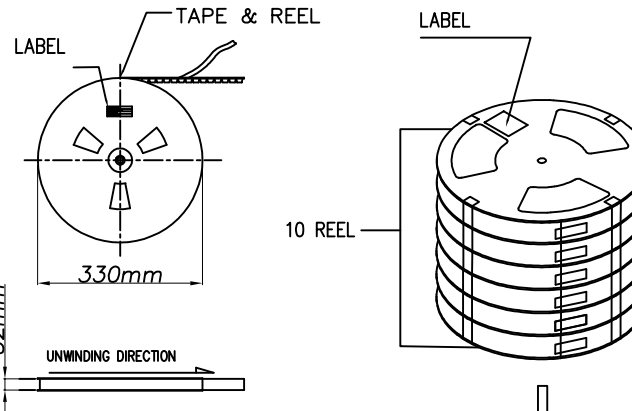
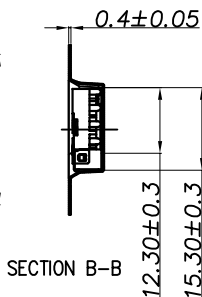
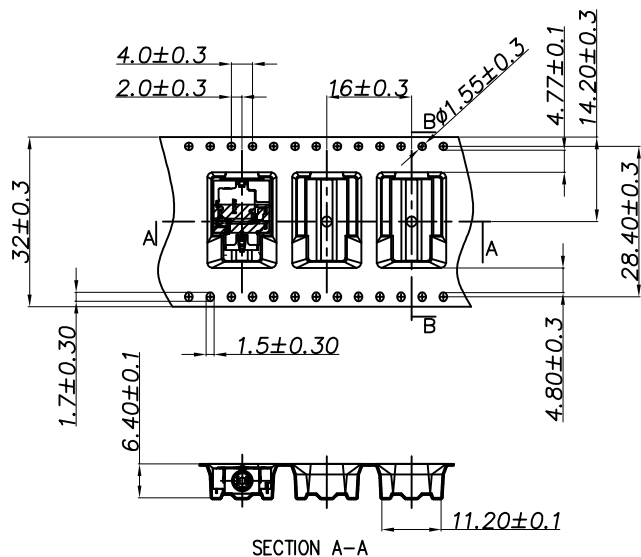
REVISIONS			
REV.	DESCRIPTION	DATE	DESIGN



PULL OUT DIRECTION
PEELING SPEED 300MM/MIN

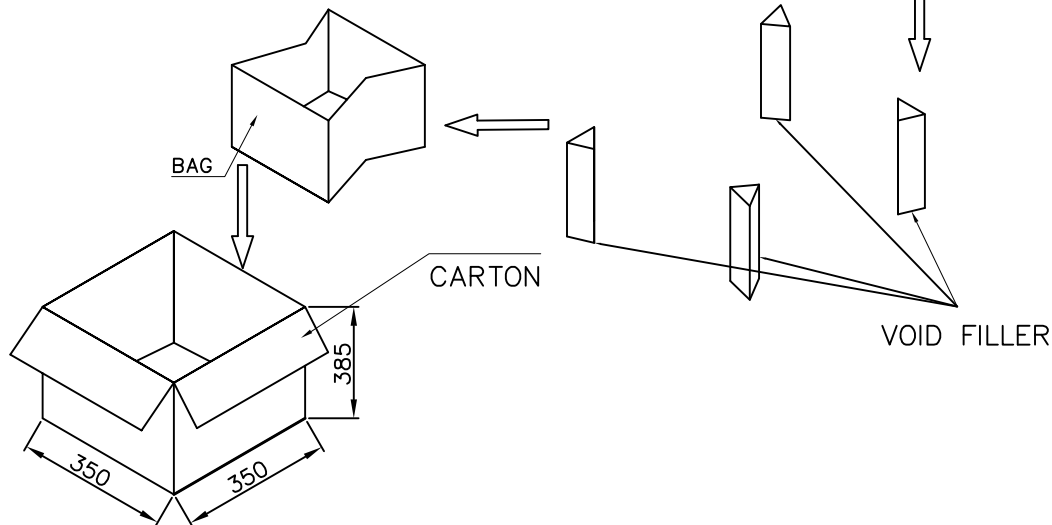
COVER TYPE PEELING FORCE

A	165°-180°
F	30~125g



NOTES:

1. 10 SPROCKET HOLE PITCH CUMULATIVE TOLERANCE ±0.20.
2. CARRIER CAMBER IS WITHIN 1 mm IN 250 mm.
3. MATERIAL: BLACK POLYSTYRENE
4. ALL DIMENSIONS MEET EIA-481-D REQUIREMENTS.
5. THICKNESS : 0.40±0.05mm.
6. COMPONENT LOAD PER 13" REEL 600 PCS
7. 10REEL 6000 PCS/CARTON
8. CARTON DIMENSIONS: 350*350*385mm



Bestcreate Technology Limited

TOLERANCES UNLESS OTHERWISE SPECIFIED:

.X	± 0.30	X.*	± 5°
.XX	± 0.20	.X'.	± 3°
.XXX	± 0.10	.XX'	± 1°

Website: www.bsc-elec.com
Email: bestcreate@bsc-elec.com

DESIGN: I. L DATE: 2017. 3. 1

CHECKED: C. W DATE: 2017. 3. 1

APPROVED: C. W DATE: 2017. 3. 1

TITLE: 3. 5MM PHONE JACK CONNECTOR DIP TYPE 7P

MATERILA: PART NO: PJ350-07-A0011 SIZE: A4

FINSH: DWG NO: PJ350-07-A0011

REV: A	UNIT mm	SCALE 1=1	QUALITY SYMBOLS
--------	---------	-----------	-----------------