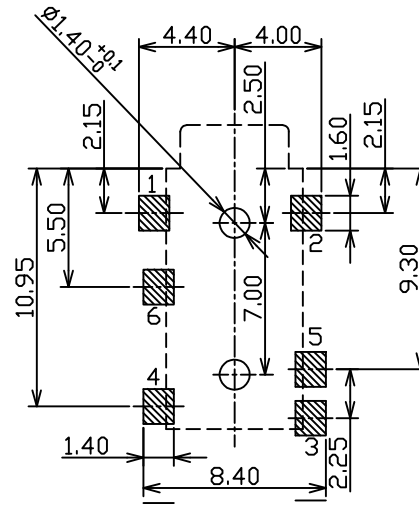
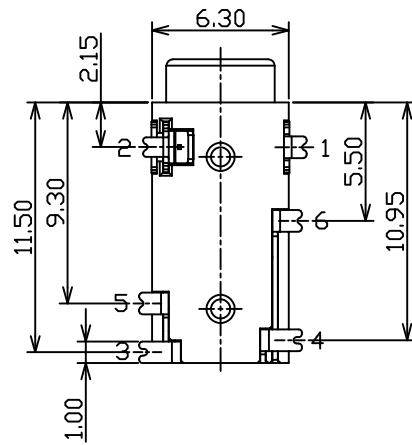
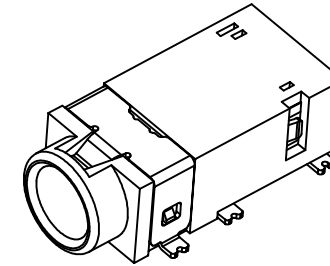
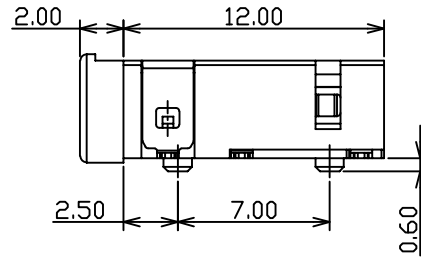
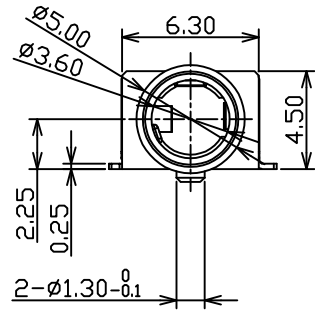


RoHS Compliant

| REVISIONS |             |      |        |
|-----------|-------------|------|--------|
| REV.      | DESCRIPTION | DATE | DESIGN |
|           |             |      |        |

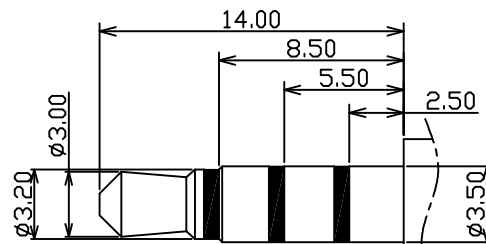
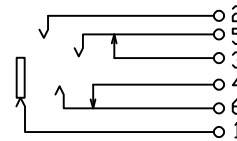


| PART NO.         | HOUSING COLOR |
|------------------|---------------|
| PJ350-06-A004-V1 | BLACK         |
| PJ350-06-A004-V2 | Gray #421C    |

NOTES:

- MATERIAL:  
HOUSING:LCP(UL 94V-0)  
TERMINAL:PHOSPHOR BRONZE,T=0.25mm
- PLATING:  
TERMINAL:  
SEE ORDERING INFORMATION
- RATING:  
WITHSTANDING:500V AC/MIN  
CONTACT RESISTANCE:30milliOHM(Initial) MAX  
INSULATION RESISTANCE:100 MEGOHM MIN  
INSERTION FORCE:2.22 Kgf MAX.(AFTER DURABILITY)  
WITHDRAWAL FORCE:0.22Kgf Min(AFTER DURABILITY)  
OPERATING TEMPERATURE:-20°C~+85 °C  
STORAGE TEMPERATURE:-20°C~+85 °C  
DURABILITY:5000 CYCLES

RECOMMENDED PCB LAYOUT  
TOLERANCE=±0.05



(ø3.50mm 4 POLE PLUG DETAIL DRAWING)

**Bestcreate Technology Limited**

TOLERANCES UNLESS OTHERWISE SPECIFIED:

|      |        |       |      |
|------|--------|-------|------|
| .X   | ± 0.30 | X.*   | ± 5* |
| .XX  | ± 0.20 | .X'*  | ± 3' |
| .XXX | ± 0.10 | .XX*' | ± 1' |

Website: [www.bsc-elec.com](http://www.bsc-elec.com)

Email: [bestcreate@bsc-elec.com](mailto:bestcreate@bsc-elec.com)

DESIGN: I. L DATE: 2017. 3. 1

CHECKED: C. W DATE: 2017. 3. 1

APPROVED: C. W DATE: 2017. 3. 1

TITLE: 3. 5MM PHONE JACK 6PIN 4 POLE SMT

MATERIAL: FINSH: PJ350-06-A004-VX SIZE: A4

DWG NO: PJ350-06-A004-VX

| REV. | UNIT | SCALE | QUALITY SYMBOLS |
|------|------|-------|-----------------|
| A    | mm   | 1=1   |                 |