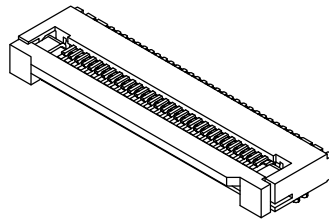
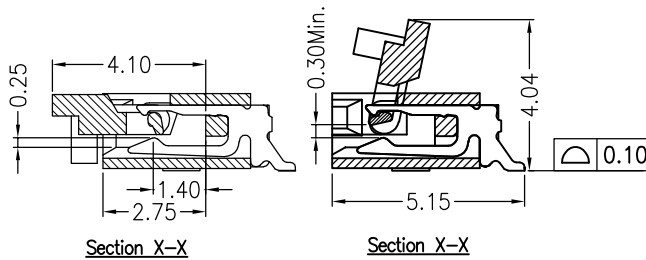
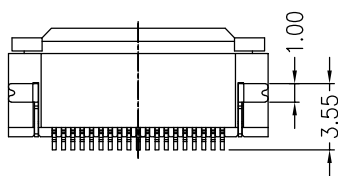
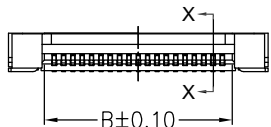
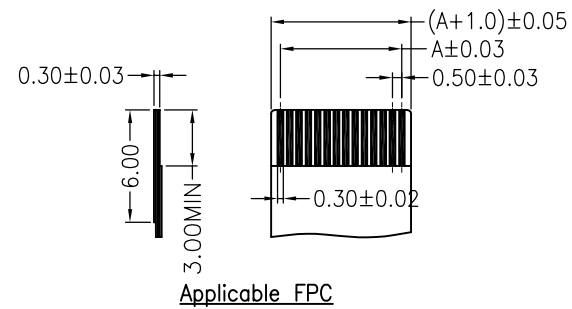
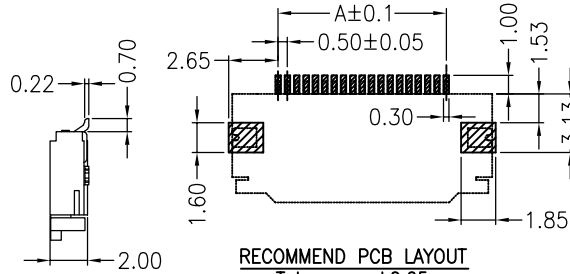
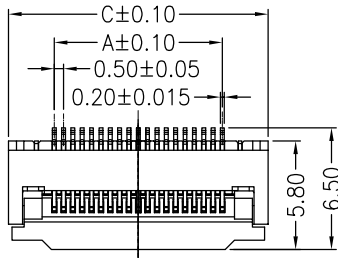


RoHS Compliant

REVISIONS			
REV.	DESCRIPTION	DATE	DESIGN



NOTES:

- 1.MATERIAL:
 - 1.1 HOUSING:THERMOPLASTIC,HIGH TEMP,UL94V-0.COLOR IS NATURAL
 - 1.2 ACTUATOR:THERMOPLASTIC,HIGH TEMP,UL94V-0.COLOR SI BLACK.
 - 1.3 CONTACT: COPPER ALLOY.
 - 1.4 FITTING NAIL: COPPER ALLOY.
- 2.PLATING:
 - 2.1 TERMINAL PLATING:
 - THE NICKEL BASE 50u"MIN
 - A0:GOLD FLASH OVERALL.
 - A3:3u"GOLD ON CONTACT AND SOLDER FOR IS GOLD FLASH OVERALL.
 - MS:100u"MIN.MATT TIN UNDERPLATING OVERALL.
 - 2.2 FITTING NAIL:
 - 50u"MIN.NICKEL UNDERPLATING OVERALL.
 - 80u"MIN.MATT TIN UNDERPLATING OVERALL.
- 3.THE COPLANARITY IS 0.10mm MAX.
- 4.THE TRUE POSITION IS 0.10mm MAX.
- 5.REFLOW SOLDER CAPABLE TO 260°C.
- 6.PART NUMBER

FPC0520-XXXRC-NBXXR
 004: 4Pin MS: MATT TIN
 060: 60Pin A0: GOLD FLASH ON CONTACT
 A3: 3u"GOLD ON CONTACT

CKT	A	B	C	CKT	A	B	C
4	1.50	2.56	6.40	28	13.50	14.56	18.40
5	2.00	3.06	6.90	29	14.00	15.06	18.90
6	2.50	3.56	7.40	30	14.50	15.56	19.40
7	3.00	4.06	7.90	31	15.00	16.06	19.90
8	3.50	4.56	8.40	32	15.50	16.56	20.40
9	4.00	5.06	8.90	33	16.00	17.06	20.90
10	4.50	5.56	9.40	34	16.50	17.56	21.40
11	5.00	6.06	9.90	35	17.00	18.06	21.90
12	5.50	6.56	10.40	36	17.50	18.56	22.40
13	6.00	7.06	10.90	37	18.00	19.06	22.90
14	6.50	7.56	11.40	38	18.50	19.56	23.40
15	7.00	8.06	11.90	39	19.00	20.06	23.90
16	7.50	8.56	12.40	40	19.50	20.56	24.40
17	8.00	9.06	12.90	41	20.00	21.06	24.90
18	8.50	9.56	13.40	42	20.50	21.56	25.40
19	9.00	10.06	13.90	43	21.00	22.06	25.90
20	9.50	10.56	14.40	44	21.50	22.56	26.40
21	10.00	11.06	14.90	45	22.00	23.06	26.90
22	10.50	11.56	15.40	46	22.50	23.56	27.40
23	11.00	12.06	15.90	47	23.00	24.06	27.90
24	11.50	12.56	16.40	48	23.50	24.56	28.40
25	12.00	13.06	16.90	49	24.00	25.06	28.90
26	12.50	13.56	17.40	50	24.50	25.56	29.40
27	13.00	14.06	17.90	60	29.50	30.56	34.40

Bestcreate Technology Limited

TOLERANCES UNLESS OTHERWISE SPECIFIED:

.X	± 0.25	X'	± 3'
.XX	± 0.20	.X'	± 2'
.XXX	± 0.15	.XX'	± 1'

Website: www.bsc-elec.com
 Email: bestcreate@bsc-elec.com

DESIGN: I. L DATE: 2017. 3. 1

CHECKED: C. W DATE: 2017. 3. 1

APPROVED: C. W DATE: 2017. 3. 1

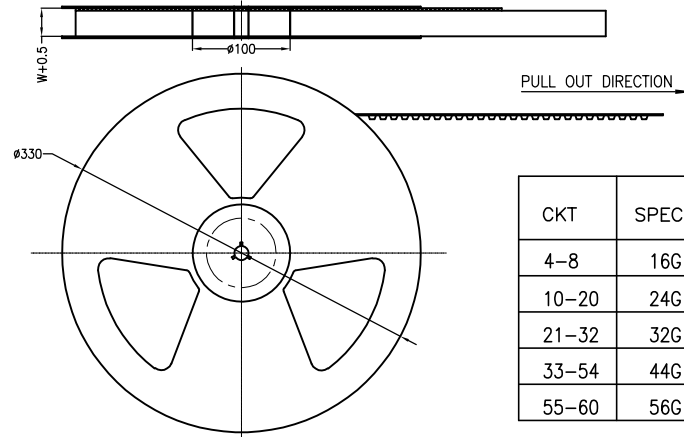
TITLE: 0.5mm ZIF Easy-on FPC SMT R/A H=2.0mm

MATERILA:	PART NO: FPC0520-XXXRC-NBXXR	SIZE: A4
FINSH:	DWG NO: FPC0520-XXXRC-NBXXR	SHEE: 1 of 2

REV: A	UNIT mm	SCALE 1=1	QUALITY SYMBOLS
--------	---------	-----------	-----------------

RoHS Compliant

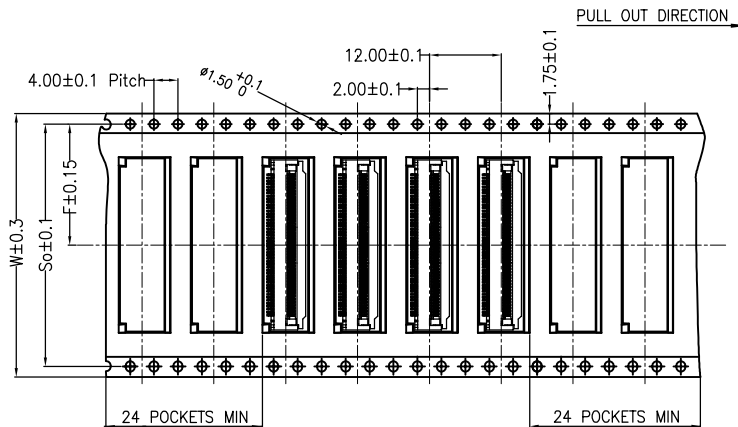
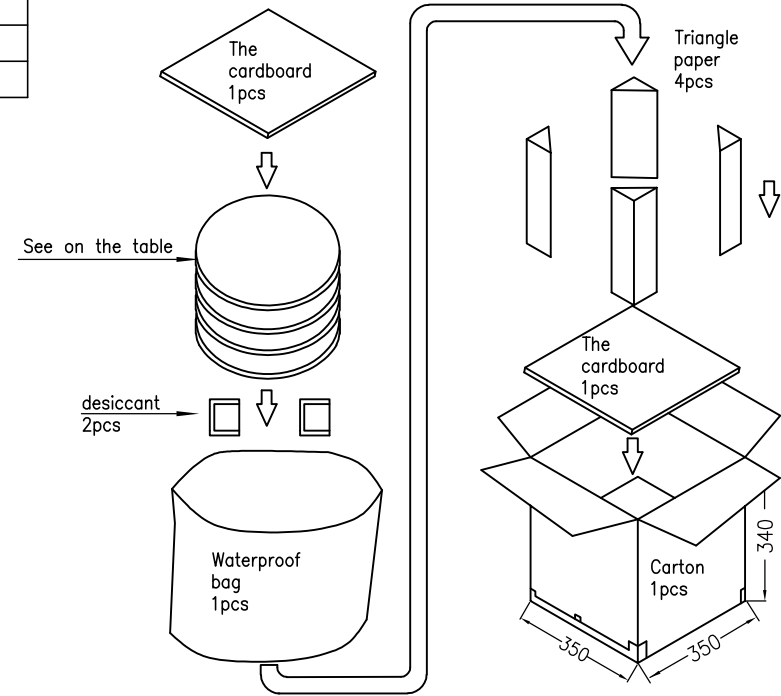
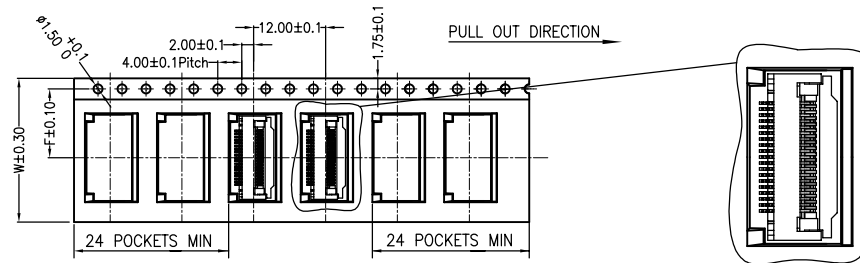
REVISIONS			
REV.	DESCRIPTION	DATE	DESIGN



CKT	SPEC G	DIM. W	DIM. F	DIM. So	Reel/Carton
4-8	16G	16.0	7.5	—	15
10-20	24G	24.0	11.5	—	10
21-32	32G	32.0	14.2	28.4	8
33-54	44G	44.0	20.2	40.4	6
55-60	56G	56.0	26.2	52.4	5

Note:

- 1.10 sprocket hole pitch cumulative tolerance ± 0.2
2. Carrier camber is within 1 mm in 250mm.
3. All dimensions meet EIA-481-B requirements.
4. Thickness: 0.30 ± 0.05 mm.
5. Component load per 13" reel: 2000 pcs.
6. The following specifications are shown in the table below
7. Carton Size: 350x350x340mm



Bestcreate Technology Limited

TOLERANCES UNLESS OTHERWISE SPECIFIED:

.X	± 0.25	.X'	± 3'
.XX	± 0.20	.X''	± 2'
.XXX	± 0.15	.X'''	± 1'

Website: www.bsc-elec.com
Email: bestcreate@bsc-elec.com

DESIGN: I. L
CHECKED: C. W
APPROVED: C. W
DATE: 2017. 3. 1
DATE: 2017. 3. 1
DATE: 2017. 3. 1

TITLE: 0.5mm ZIF Easy-on FPC SMT R/A H=2.0mm
MATERIAL: PART NO: FPC0520-XXXRC-NBXXR
FINISH: DWG NO: FPC0520-XXXRC-NBXXR
SIZE: A4
SHEET: 2 of 2

REV: A UNIT mm SCALE 1=1 QUALITY SYMBOLS