

RoHS Compliant



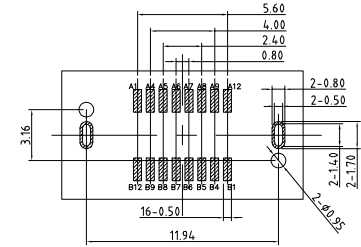
INTERFACE(FRONT VIEW)

A1	A2	A3	A4	A5	A6	A7	A8	A9	A10	A11	A12
GND			VBUS	CC1	DP1	DN1	SBU1	VBUS			GND
GND			VBUS	SBU2	DN2	DP2	CC2	VBUS			GND
B12	B11	B10	B9	B8	B7	B6	B5	B4	B3	B2	B1

PIN ASSIGNMENT

PIN NO.	A1&B12	A4&B9	B8	A5	B7	A6	A7	B6	A8	B5	A9&B4	A12&B1
SINGAL NAME	GND	VBUS	SBU2	CC1	DN2	DP1	DN1	DP2	SBU1	CC2	VBUS	GND
PCB PAD NO.	C1	C2	C3	C4	C5	C6	C7	C8	C9	C10	C11	C12

REVISIONS			
REV.	DESCRIPTION	DATE	DESIGN



RECOMMENDED PCB LAYOUT(TOP VIEW)

THICKNESS T=1.0mm
DEFAULT TOLERANCE+/-0.05

NOTES:

1. MATERIAL: SEE "TABLE 1";
2. FINISH: SEE "TABLE 1";
3. ELECTRICAL :
 - 3-1.CONTACT CURRENT RATING :
5A(VBUS PIN 1.5A/PIN),
5A(GND PIN 1.25A/PIN MAX),0.25A/PIN(OTHER PIN).
 - 3-2.INSULATION RESISTANCE :
100 MEGAOHMS MIN. AT 250VDC.
 - 3-3.DIELECTRIC WITHSTANDING VOLTAGE :
100VAC MIN.
 - 3-4.LOW LEVEL CONTACT RESISTANCE :
INITIAL 40mΩ MAX.
AFTER 50mΩ MAX.
- 4.MECHANICAL CHARACTERISTICS :
 - 4-1. MATING FORCE: 5~20N;
 - 4-2. UNMATING FORCE: 8~20N(INITIAL),6~20N(AFTER 10000 CYCLES);
 - 4-3.DURABILITY : 10,000 MATING CYCLES.
 - 4-4.OPERATING TEMPERATURE :-40°C TO +80°C

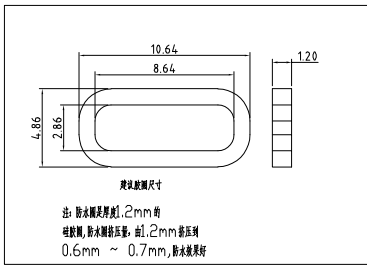
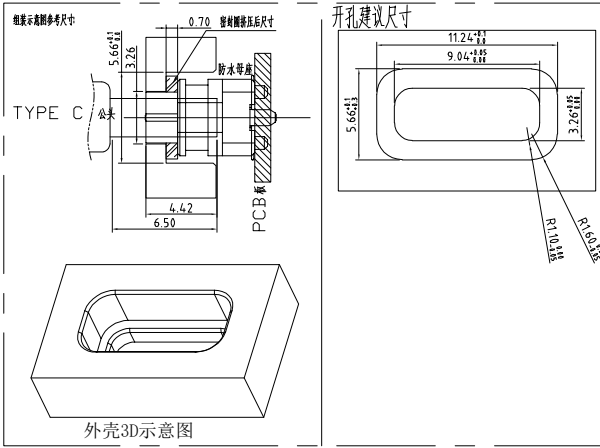
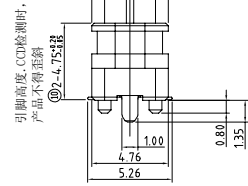
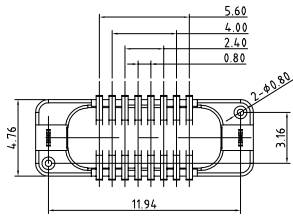
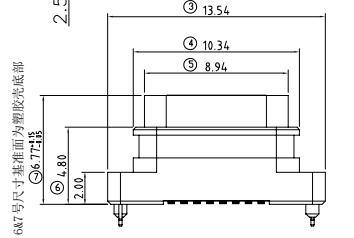
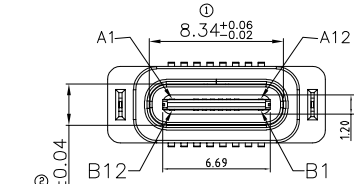
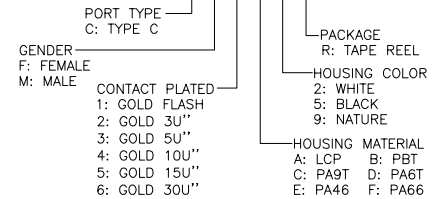


TABLE 1:

⑤	Shell-1	1	Stainless steel	NI PLATING;	T=0.30mm
④	MID PLATE	1	Stainless steel		T=0.15mm
③	Terminal-B	8	铜镍硅合金	Au:3u" PLATING;	T=0.15mm
②	Terminal-A	8		Au:3u" PLATING;	T=0.15mm
①	Housing	1	HIGH TEMP	Black	

PART NO. INFORMATION

U06-C F X X 5 R - W120



Bestcreate Technology Limited

TOLERANCES UNLESS OTHERWISE SPECIFIED:

X.	± 0.50	X.*	± 5'
.X	± 0.30	.X.*	± 2'
.XX	± 0.10	.XX.*	± 1'

Website:www.bsc-elec.com
Email:bestcreate@bsc-elec.com

DESIGN: **I.L** DATE:
CHECKED: **C.W** DATE:
APPROVED: **C.W** DATE:

TITLE:
IPX8 WATERPROOF 16P USB C FEMALE CONNECTOR VERTICAL SMT TYPE

MATERILA: PART NO: U06-CFXX5R-W120 SIZE: A4
FINISH: DWG NO: U06-CFXX5R-W120 1 OF 1

REV: A UNIT mm SCALE 1=1 QUALITY SYMBOLS