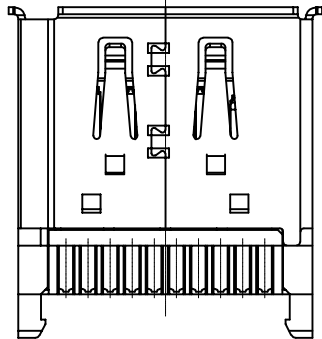
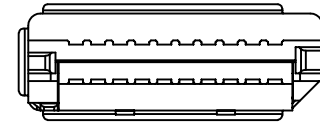
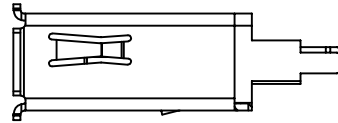
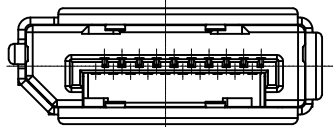
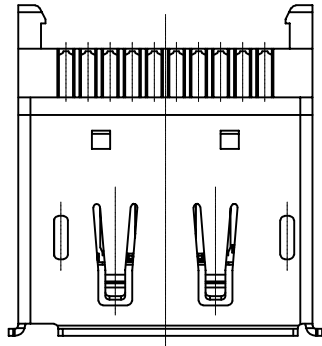


RoHS Compliant

REVISIONS			
REV.	DESCRIPTION	DATE	DESIGN

NOTE:

- 1. MECHANICAL:
 - 1.1 INSERTION FORCE:44.1MAX
 - 1.2 WITHDRAWAL FORCE:9.8N MIN,39.2N MAX
 - 1.3 Durability :10,000 cycles at 100iA50 cycles per hour.
- 2.ELECTRICAL:
 - 2.1 Low level Contact Resistance:30 milliohm Max.
 - 2.2 CONTACT CURRENT RATING:0.5A MAX
 - 2.3 VOLTAGE RATING:40V AC(RMS)
 - 2.4 WITHSTANDING VOLTAGE:500V AC(RMS)
 - 2.5 INSULATION RESISTANCE:100megohm Min.
- 3. ENVIRONMENTAL:
 - 3.1 OPERATING TEMPERATURE:
 - 3.1.1 HDMI:-25' TO +85'
 - 3.1.2 DISPLAYPORT:-25' TO +85'



PART NO. INFORMATION

DP09- F 1 A 5 X - 023-V1-B

GENDER
F: FEMALE
M: MALE

CONTACT PLATED
1: GOLD FLASH
2: GOLD 30"
3: GOLD 50"
4: GOLD 100"
5: GOLD 150"
6: GOLD 300"

PACKAGE
R:TAPE REEL T:TRAY
HOUSING COLOR
2: WHITE
5: BLACK
9: NATURE
HOUSING MATERIAL
A: LCP B: PBT
C: PA9T D: PA6T
E: PA46 F: PA66

Bestcreate Technology Limited

TOLERANCES UNLESS OTHERWISE SPECIFIED:

.X	± 0.35	.X'	± 2'
.XX	± 0.25	.X'	± 1'
.XXX	± 0.15	.X'	± 0.5'

Website:www.bsc-elec.com

Email:bestcreate@bsc-elec.com

DESIGN:	DATE:
I. L	2017. 3. 1
CHECKED:	DATE:
C. W	2017. 3. 1
APPROVED:	DATE:
C. W	2017. 3. 1

TITLE: DISPLAYPORT FEMALE CONNECTOR FOR WIRE SOLDERING		
MATERILA:	PART NO: DP09-F1A5X-023-V1-B	SIZE: A4
FINSH:	DWG NO: DP09-F1A5X-023-V1-B	

REV: A	UNIT mm	SCALE 1=1	QUALITY SYMBOLS
-----------	------------	--------------	---------------------