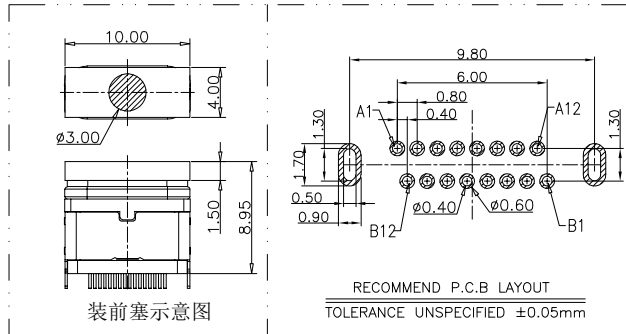
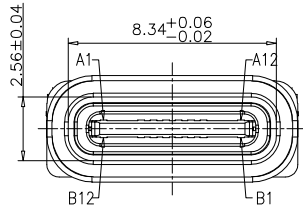


RoHS Compliant



NOTES:

SPECIFICATION:

1. CURRENT RATING: 3.0 A
2. VOLTAGE RATING: 3.0 V
3. VBUS & GND PINS AND OTHER PINS: 40mΩ/PIN MAX
SHIELD: 50mΩ/MAX
LLCR MAX. CHANGE OF ALL PINS: 100m
4. INSULATION RESISTANCE: 100MΩ MIN
5. DIELECTRIC WITHSTAND VOLTAGE, AC 100V FOR 1MINUTE
6. INSERTION FORCE: 0.5~2.0kgf
7. UNMATING FORCE: 0.8~2.0kgf
8. DURABILITY: 10000 CYCLES
9. OPERATING TEMPERATURE: -35°C~+85°C
10. THE PEAK TEMPERATURE ON THE BOARD SHALL BE MAINTAINED FOR 10 SECONDS AT 260°C
11. WATERPROOF: IP-X7.

USB TYPE C PIN ASSIGNMENTS

PIN NUMBER	SIGNAL NAME	PIN NUMBER	SIGNAL NAME
A1	GND	B12	GND
A4	VBUS	B9	VBUS
A5	CC1	B8	SBU2
A6	DP1	B7	DN2
A7	DN1	B6	DP2
A8	SBU1	B5	CC2
A9	VBUS	B4	VBUS
A12	GND	B1	GND

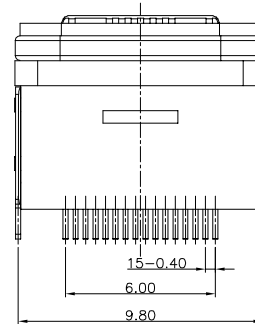
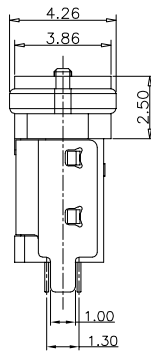
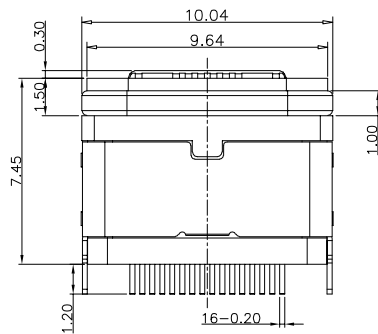
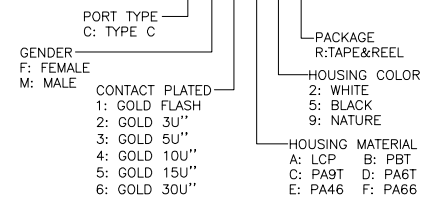


TABLE:

NO	PART	Q'TY	Material
1	PLASTIC SHELL	1	PA UL94 V-0 BLACK
2	CONTACT	16	C7025, TIN80u"/Au3u"/Ni30u"PLATED
3	MID PLATE	1	SUS301, NO PLATING
4	HOUSING	1	LCP UL94 V-0 BLACK
5	SHIELDING PLATE	1	SUS, NI PLATED
6	WATERPROOF RING	1	SILICONE UL94 V-0 BLACK
7	CAP	1	LCP UL94 V-0 BLACK

PART NO. INFORMATION

U06-C F X X X X - W062-V1



Bestcreate Technology Limited

TOLERANCES UNLESS OTHERWISE SPECIFIED:

.X	± 0.30	.X'	± 2'
.XX	± 0.10	.X''	± 1'
.XXX	± 0.05	.XX'	± 0.5'

DESIGN:
I. L

DATE:

TITLE:

IPX7 Waterproof 16P USB CF Connector DIP Type, L=7.45mm

CHECKED:

DATE:

MATERIAL:

PART NO:
U06-CFXX5X-W062-V1

SIZE:
A4

REV:

A

UNIT

mm

SCALE

1=1

QUALITY SYMBOLS



Website: www.bsc-elec.com

Email: bestcreate@bsc-elec.com

APPROVED:

C. W

DATE:

FINISH:

DWG NO:

U06-CFXX5X-W062-V1