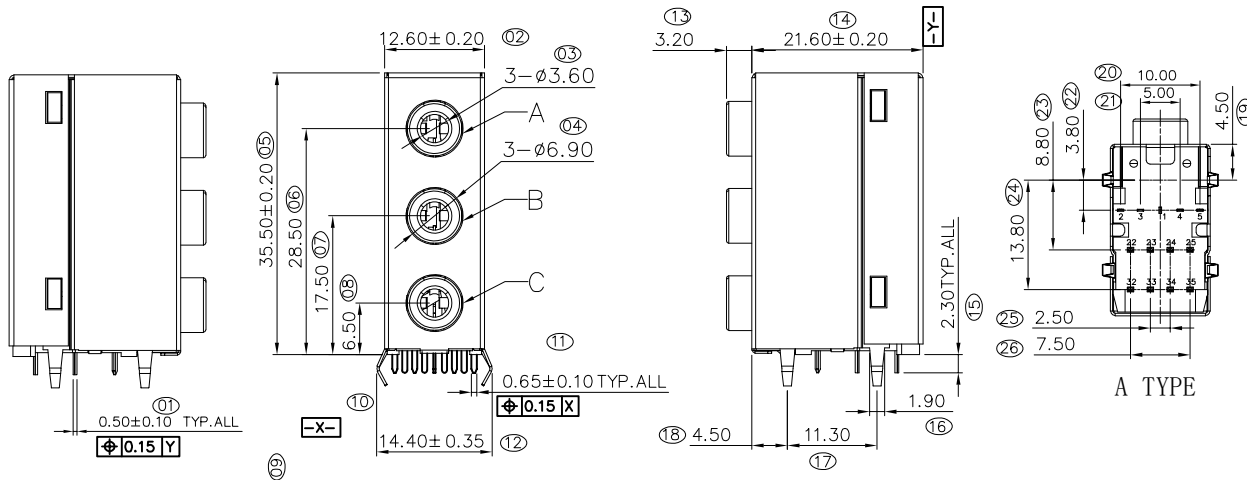
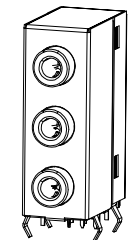
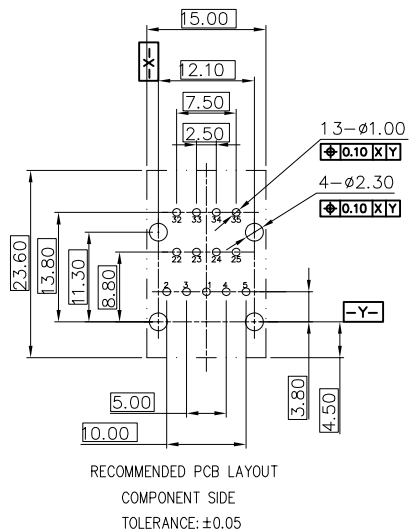
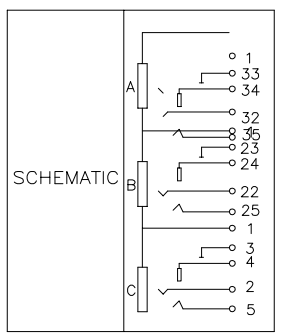
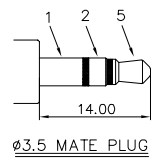
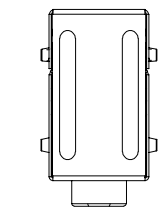


RoHS Compliant

REVISIONS			
REV.	DESCRIPTION	DATE	DESIGN



- NOTES:
- MATERIAL:
 - HOUSING/COVER/RING(A,B)/INSULATOR: PA9T W/ 27%GF, UL 94V-0; COLOR: BLACK
 - RING CONTACT(PIN#1M1/2M1): PBS, t=0.25±0.05mm
 - TIP CONTACT(PIN#1M4/2M4): PBS, t=0.25±0.05mm
 - CN CONTACT(PIN#1ME/2ME): BRASS, t=0.20±0.05mm
 - CS CONTACT(PIN#1MF/2MF): PBS, t=0.20±0.05mm
 - GND CONTACT(PIN#M5): BRASS, t=0.50±0.05mm
 - BRIDGE: BRASS, t=0.30±0.05mm
 - FRONT SHIELD: SPCC, t=0.30±0.05mm
 - BACK SHIELD: SPCC, t=0.30±0.05mm
 - FINISH:
 - BRIDGE/CONTACT(1M1/2M1/1M4/2M4/M5/1ME/2ME): 2.54um[100u"] MIN. BRIGHT-TIN PLATING ON OVERALL. 1.27um[50u"] MIN. NICKEL UNDERPLATED OVERALL .
 - 1MF/2MF CONTACT: GOLD FLASH AU PLATING ON CONTACT AREA. 1.27um[50u"] MIN. NICKEL UNDERPLATED OVERALL.
 - FRONT SHIELD: 1.27um[50u"] MIN. NICKEL PLATING ON OVERALL. 1.52um[60u"] MIN. COPPER UNDERPLATED OVERALL.
 - BLACK SHIELD: 2.54um[100u"] MIN. NICKEL PLATING ON OVERALL. 2.03um[80u"] MIN. COPPER UNDERPLATED OVERALL.
 - WAVE SOLDER CAPABLE TO 265°C. PER TE SPEC. 109-202 CONDITION B.
 - NO PIN MARK ON THE PRODUCT.
 - LOW HALOGEN SPECIFICATION: CHLORINE(Cl): 900ppm MAX. BROMINE(Br): 900ppm MAX.



Bestcreate Technology Limited

TOLERANCES UNLESS OTHERWISE SPECIFIED:		DESIGN: I. L	DATE: 2017. 3. 1	TITLE: 3. 5MM PHONE JACK CONNECTOR VERTICAL 13P	
.X ± 0.30	X.* ± 5*	CHECKED: C. W	DATE: 2017. 3. 1	MATERIAL:	PART NO: PJ350-013-A009
.XX ± 0.20	.X.* ± 3*	APPROVED: C. W	DATE: 2017. 3. 1	FINISH:	DWG NO: PJ350-013-A009
.XXX ± 0.10	.XX.* ± 1*	Website: www.bsc-elec.com		SIZE: A4	
Email: bestcreate@bsc-elec.com					

REV: A	UNIT: mm	SCALE: 1=1	QUALITY SYMBOLS
--------	----------	------------	-----------------