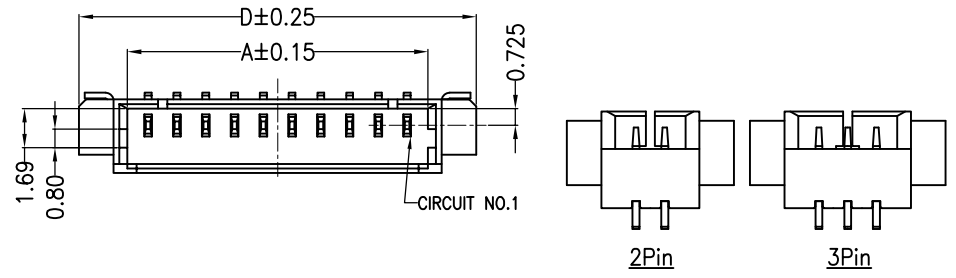


RoHS Compliant

REVISIONS			
REV.	DESCRIPTION	DATE	DESIGN



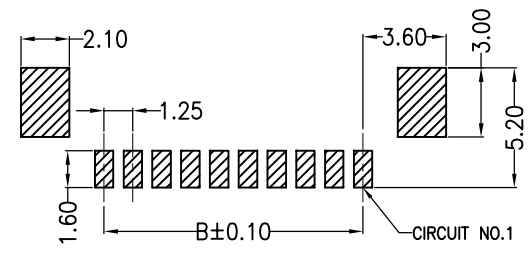
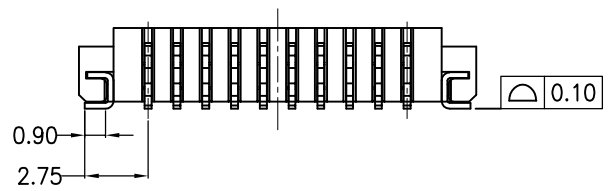
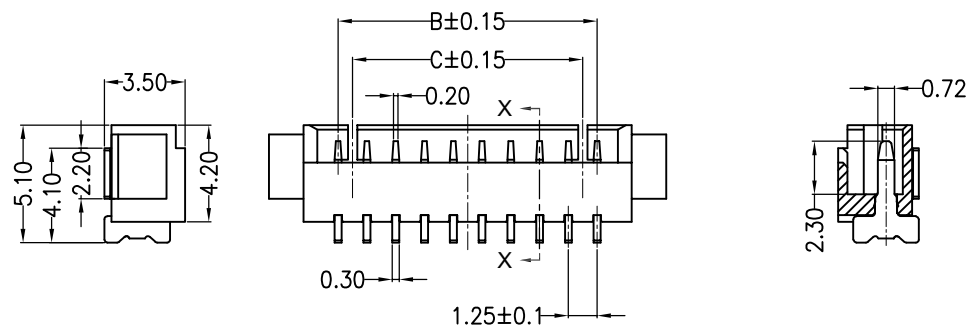
NOTES:
 1.MATERIAL:
 1.1 HOUSING:THERMOPLASTIC,HIGH TEMP.,UL94V-0
 1.2 CONTACT:COPPER ALLOY
 1.3 NAIL:COPPER ALLOY
 2.FINISH:
 2.1 TERMINAL
 CONTACT:THE THICKNESS OF GOLD PLATING IS ACCORDING TO THE MATERIAL NUMBER

SOLDERING:50u"MIN.NICKEL UNDERPLATING OVERALL. GOLD FLASH PLATING.

2.2 PAD
 50u"Min.NICKEL UNDERPLATING OVERALL.
 100u"Min.MATTE TIN.

3.PART NUMBER
 WTB1A34-XXXRA-XOXXR

002: 2Pin
 016: 16Pin
 MS: 100u"MATTE-TIN
 A0: GOLD FLASH PLATING.
 A1: 1u"GOLD FLASH PLATING.
 A3: 3u"GOLD FLASH PLATING.
 AC: 15u"GOLD FLASH PLATING.
 N:NATURAL
 B:BLACK



RECOMMEND PCB LAYOUT
 Tolerance: ±0.10

CKT.	A	B	C	D	CKT.	A	B	C	D
2	3.05	1.25	/	7.25	10	13.05	11.25	10.00	17.25
3	4.30	2.50	/	8.50	11	14.30	12.50	11.25	18.50
4	5.55	3.75	2.50	9.75	12	15.55	13.75	12.50	19.75
5	6.80	5.00	3.75	11.00	13	16.80	15.00	13.75	21.00
6	8.05	6.25	5.00	12.25	14	18.05	16.25	15.00	22.25
7	9.30	7.50	6.25	13.50	15	19.30	17.50	16.25	23.50
8	10.55	8.75	7.50	14.75	16	20.55	18.75	17.50	24.75
9	11.80	10.00	8.75	16.00					

Bestcreate Technology Limited

TOLERANCES UNLESS OTHERWISE SPECIFIED:			
.X	± 0.25	X'	± 3'
.XX	± 0.20	.X'	± 2'
.XXX	± 0.15	.XX'	± 1'

Website: www.bsc-elec.com
 Email: bestcreate@bsc-elec.com

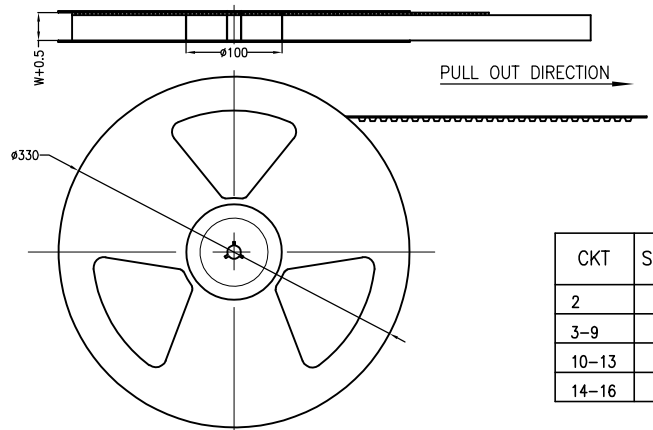
DESIGN:	I. L	DATE:	2017. 3. 1
CHECKED:	C. W	DATE:	2017. 3. 1
APPROVED:	C. W	DATE:	2017. 3. 1

TITLE: 1.25 mm R/A WTB CONN. SMT R/A S/R TYPE		
MATERIAL:	PART NO: WTB1A34-XXXRA-XOXXR	SIZE: A4
FINISH:	DWG NO: WTB1A34-XXXRA-XOXXR	SHEET: 1 OF 2

REV: A	UNIT: mm	SCALE: 1=1	QUALITY SYMBOLS
--------	----------	------------	-----------------

RoHS Compliant

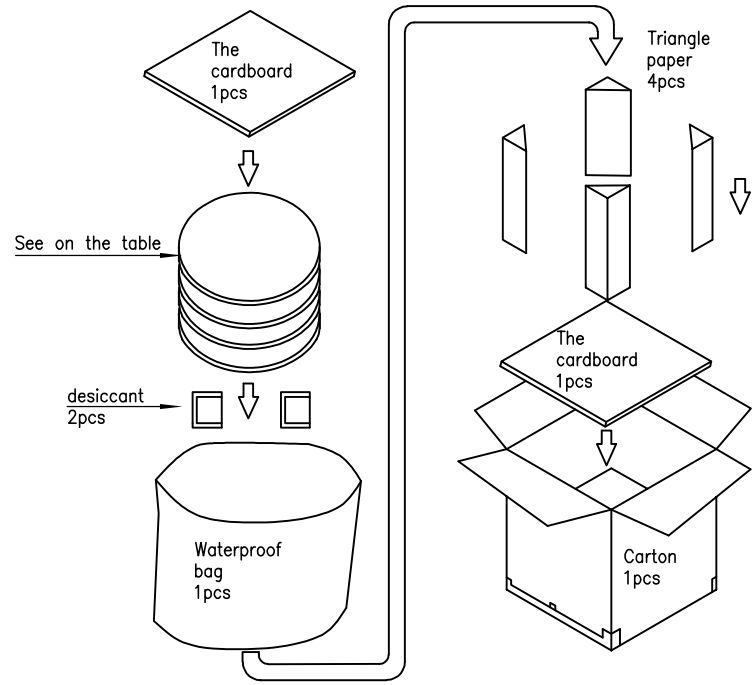
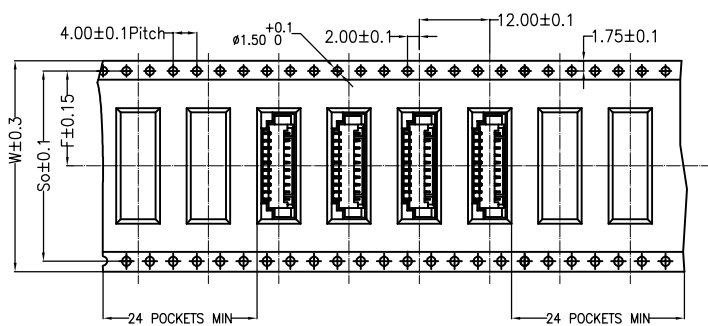
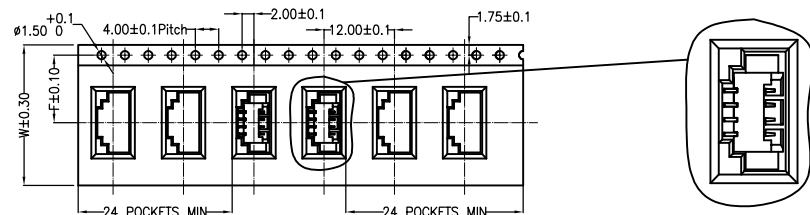
REVISIONS			
REV.	DESCRIPTION	DATE	DESIGN



CKT	SPEC G	DIM. W	DIM. F	DIM. So	Reel/carton
2	16G	16.0	7.5	—	15
3-9	24G	24.0	11.5	—	10
10-13	32G	32.0	14.2	28.4	8
14-16	44G	44.0	20.2	40.4	6

Note:

- 1.10 sprocket hole pitch cumulative tolerance ± 0.2
2. Carrier camber is within 1 mm in 250mm.
3. All dimensions meet EIA-481-B requirements.
4. Thickness: 0.30 ± 0.05 mm.
5. Component load per 13" reel: 1500 pcs.
6. The following specifications are shown in the table below
7. Carton Size: 350x350x340mm



Bestcreate Technology Limited

TOLERANCES UNLESS OTHERWISE SPECIFIED:			
.X	± 0.25	X'	$\pm 3'$
.XX	± 0.20	.X'	$\pm 2'$
.XXX	± 0.15	.X'	$\pm 1'$

Website: www.bsc-elec.com
 Email: bestcreate@bsc-elec.com

DESIGN:	DATE:
I. L	2017. 3. 1
CHECKED:	DATE:
C. W	2017. 3. 1
APPROVED:	DATE:
C. W	2017. 3. 1

TITLE: 1.25 mm R/A WTB CONN. SMT R/A S/R TYPE		
MATERIAL:	PART NO:	SIZE:
	WTB1A34-XXXRA-XOXXR	A4
FINISH:	DWG NO:	SHEE:
	WTB1A34-XXXRA-XOXXR	2 OF 2

REV: A	UNIT mm	SCALE 1=1	QUALITY SYMBOLS
--------	---------	-----------	-----------------