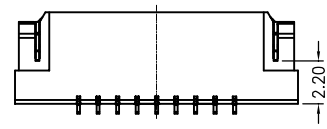
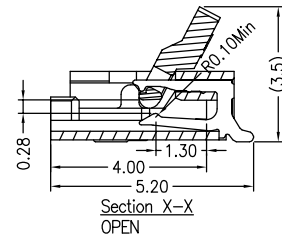
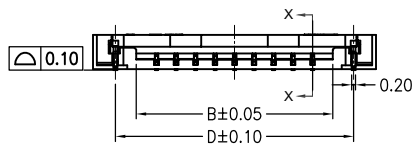
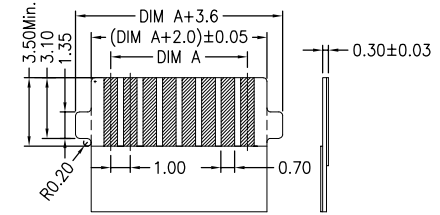
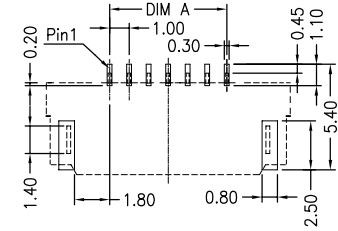
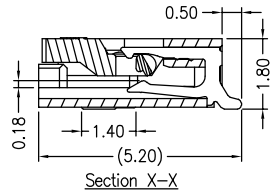
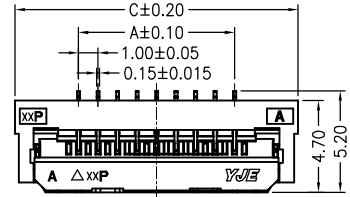


RoHS Compliant

REVISIONS			
REV.	DESCRIPTION	DATE	DESIGN



RECOMMEND PCB LAYOUT
Tolerance: ±0.05

Applicable FPC

NOTES:

- MATERIAL:
 - HOUSING:THERMOPLASTIC,HIGH TEMP,UL94V-0.COLOR SI NATURAL.
 - ACTUATOR:THERMOPLASTIC,HIGH TEMP,UL94V-0.COLOR SI BLACK.
 - CONTACT:COPPER ALLOY.
 - FITTING NAIL:COPPER ALLOY.
- PLATING:
 - TERMINAL PLATING:
THE NICKEL BASE 50u"MIN
A0:GOLD FLASH OVERALL.
A3:3u"GOLD ON CONTACT AND SOLDER FOR IS GOLD FLASH OVERALL.
MS:100u"MIN.MATT TIN UNDERPLATING OVERALL.
 - FITTING NAIL:
50u"MIN.NICKEL UNDERPLATING OVERALL.
80u"MIN.MATT TIN UNDERPLATING OVERALL.
- THE COPLANARITY IS 0.10mm MAX.
- THE TRUE POSITION IS 0.10mm MAX.
- REFLOW SOLDER CAPABLE TO 260°C.
- PART NUMBER

FPC1018TI-XXXRC-NBXXR

- 004: 4Pin MS: MATT TIN
- 032: 32Pin A0: GOLD FLASH ON CONTACT
- A3: 3u"GOLD ON CONTACT

CKT	A	B	C	D	CKT	A	B	C	D
4	3.00	5.07	9.50	7.20	19	18.00	20.07	24.50	22.20
5	4.00	6.07	10.50	8.20	20	19.00	21.07	25.50	23.20
6	5.00	7.07	11.50	9.20	21	20.00	22.07	26.50	24.20
7	6.00	8.07	12.50	10.20	22	21.00	23.07	27.50	25.20
8	7.00	9.07	13.50	11.20	23	22.00	24.07	28.50	26.20
9	8.00	10.07	14.50	12.20	24	23.00	25.07	29.50	27.20
10	9.00	11.07	15.50	13.20	25	24.00	26.07	30.50	28.20
11	10.00	12.07	16.50	14.20	26	25.00	27.07	31.50	29.20
12	11.00	13.07	17.50	15.20	27	26.00	28.07	32.50	30.20
13	12.00	14.07	18.50	16.20	28	27.00	29.07	33.50	31.20
14	13.00	15.07	19.50	17.20	29	28.00	30.07	34.50	32.20
15	14.00	16.07	20.50	18.20	30	29.00	31.07	35.50	33.20
16	15.00	17.07	21.50	19.20	31	30.00	32.07	36.50	34.20
17	16.00	18.07	22.50	20.20	32	31.00	33.07	37.50	35.20
18	17.00	19.07	23.50	21.20					

Bestcreate Technology Limited

TOLERANCES UNLESS OTHERWISE SPECIFIED:

.X	± 0.25	X.*	± 3'
.XX	± 0.20	.X.*	± 2'
.XXX	± 0.15	.XX.*	± 1'

DESIGN: I.L DATE: 2017.3.1
 CHECKED: C.W DATE: 2017.3.1
 APPROVED: C.W DATE: 2017.3.1

TITLE: 1.0mm PITCH EASY ON FPC Conn. H=1.8mm LOCK YTP

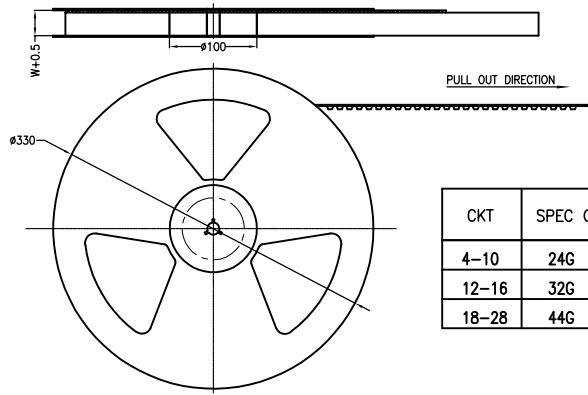
MATERIAL: FINISH: PART NO: FPC1018TI-XXXRK-NBXXR SIZE: A4
 DWG NO: FPC1018TI-XXXRK-NBXXR SHEE: 1 OF 2

REV: A UNIT mm SCALE 1=1 QUALITY SYMBOLS

Website: www.bsc-elec.com
 Email: bestcreate@bsc-elec.com

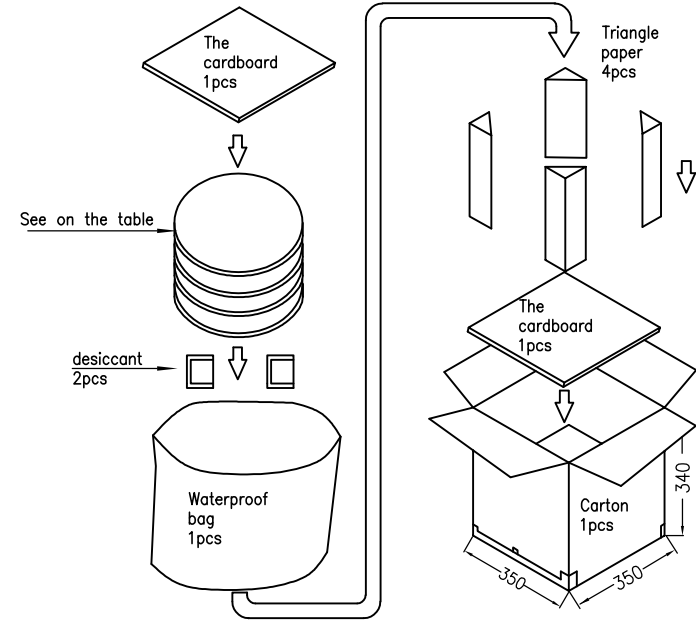
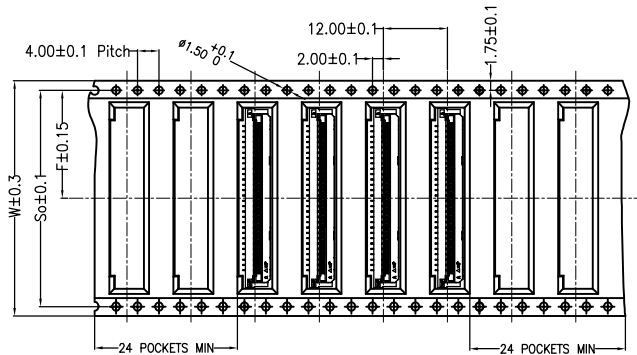
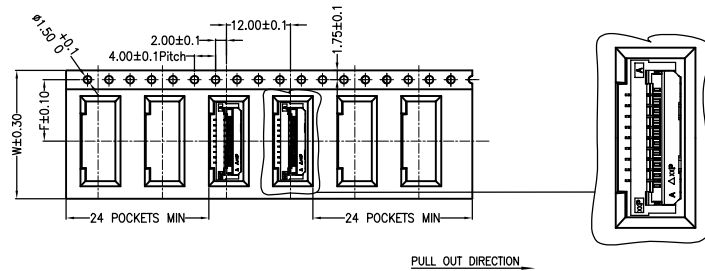
RoHS Compliant

REVISIONS			
REV.	DESCRIPTION	DATE	DESIGN



CKT	SPEC G	DIM. W	DIM. F	DIM. So	Reel/carton
4-10	24G	24.0	11.5	—	10
12-16	32G	32.0	14.2	28.4	8
18-28	44G	44.0	20.2	40.4	6

- Note:
- 1.10 sprocket hole pitch cumulative tolerance±0.2
 - 2.Carrier camber is within 1 mm in 250mm.
 - 3.All dimensions meet EIA-481-B requirements.
 - 4.Thickness:0.30±0.05mm.
 - 5.Component load per 13"reel:2000 pcs.
 - 6.The following specifications are shown in the table below
 - 7.Carton Size:350x350x340mm



Bestcreate Technology Limited

TOLERANCES UNLESS OTHERWISE SPECIFIED:

.X	± 0.25	X.'	± 3'
.XX	± 0.20	.X.'	± 2'
.XXX	± 0.15	.XX.'	± 1'

Website:www.bsc-elec.com
Email:bestcreate@bsc-elec.com

DESIGN: I. L
CHECKED: C. W
APPROVED: C. W
DATE: 2017. 3. 1
DATE: 2017. 3. 1
DATE: 2017. 3. 1

TITLE: 1.0mm PITCH EASY ON FPC Conn. H=1.8mm LOCK YTPE
MATERILA: FPC1018TI-XXXRK-NBXXR
FINSH: FPC1018TI-XXXRK-NBXXR
PART NO: FPC1018TI-XXXRK-NBXXR
DWG NO: FPC1018TI-XXXRK-NBXXR
SIZE: A4
SHEE: 2 OF 2

REV: A
UNIT: mm
SCALE: 1=1
QUALITY SYMBOLS: