RoHS Compliant

REVISIONS			
REV.	DESCRIPTION	DATE	DESIGN

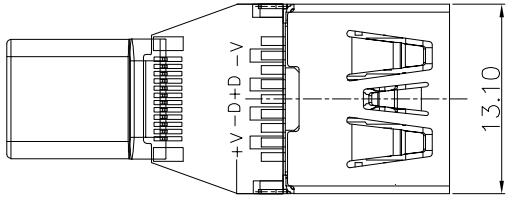

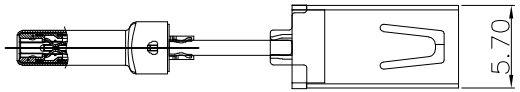

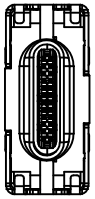

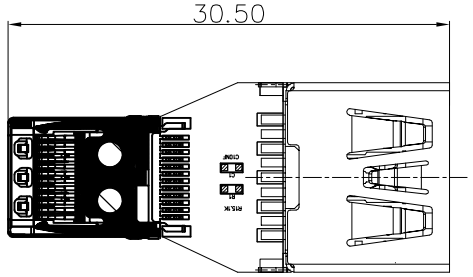

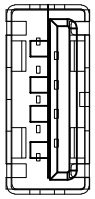

PIN ASSIGNMENT

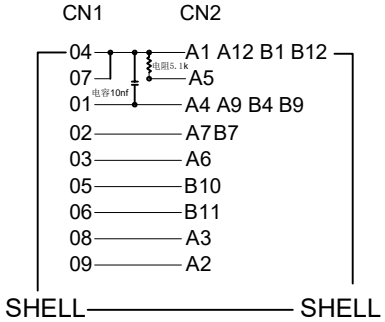

NOTE:

1. ELECTRICAL CHARACTERISTICS;
   2.1 CONTACTRESISTANCE:80mΩ Max
   2.2 CONTACT CURRENT RATING:1.5 A
   2.3 DIELECTRIC WITHSTANDING VOLTAGE:100 V R.M.S.
   2.4 INSULATION RESISTANCE 100 MEGOHMS Min
   2.5 OPERATING TEMPEROTURE:-25° C ～ 75° C
2 MECHANICAL CHARACTERISTICS:
   2.1 MATING FORCE: USB CM 5~20N & USB3.0 AF 35N Max.
   2.2 UNMATED FORCE: USB CM 8~20N & USB3.0 AF 10N Min.
3. PLATING
   3.1 TERMINAL CONTACT:(SEE TAB) GOLD PLATING
       ALL OVER 50u"MIN NICKEL
   3.2 SHELL:50u"MIN.NICEL ALL OVER

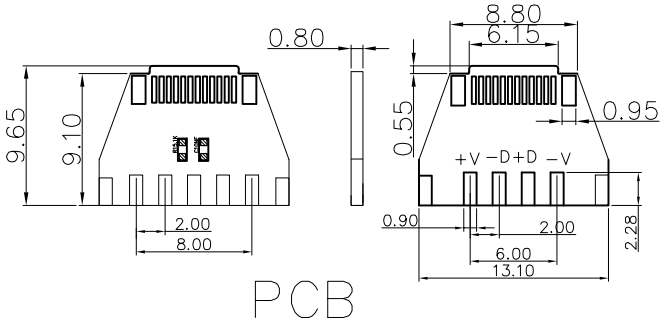

Item	Name	Part Number	Description	Q'TY
3	Shell		USB3.0 AF Plastic cover 28*16.24*8.52mm,white&Black	1PCS
2	PVC		PVC 45P,COLOR: WHITE&Black	0.005KG
1	PCBA		USB3.0 AF TO TYPE CM R:5.1k C:10nF,nickel plated	1PCS

Bestcreate Technology Limited

TOLERANCES UNLESS OTHERWISE SPECIFIED:					
X.	±	0.30	X.°	±	2°
.X	±	0.20	.X°	±	1°
.XX	±	0.10	.XX°	±	0.5°

Website:www.bsc-elec.com
Email:bestcreate@bsc-elec.com

DESIGN: I.L DATE:
CHECKED: C.W DATE:
APPROVED: C.W DATE:

TITLE: USB 3.1 CM TO USB 3.0 AF ADAPTER 10Gbps

REV:	UNIT	SCALE	QUALITY SYMBOLS
A	mm	1=1	

MATERILA:	PART NO:	SIZE:
	ADPCB-31CMT30AF-007	A4
FINSH:	DWG NO: ADPCB-31CMT30AF-007	