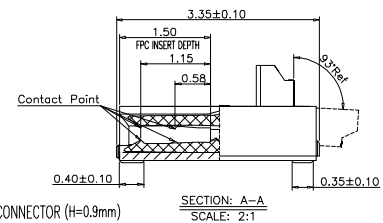
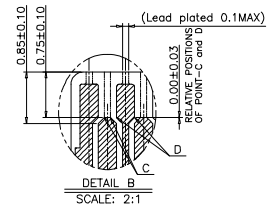
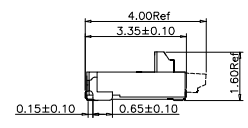
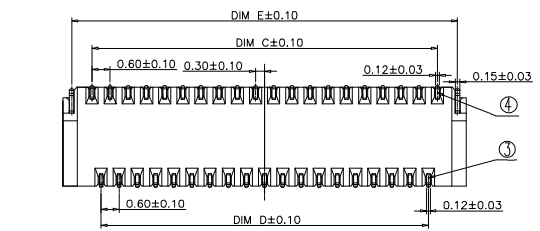
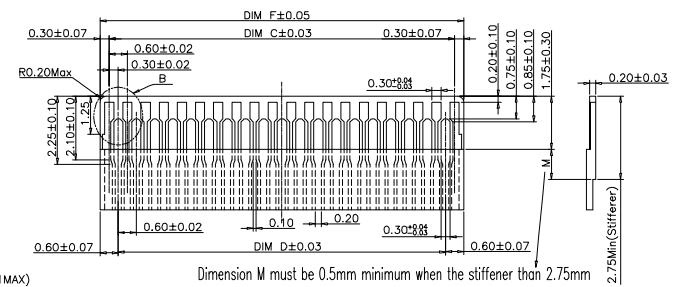
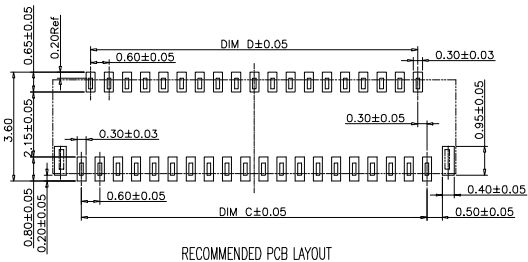
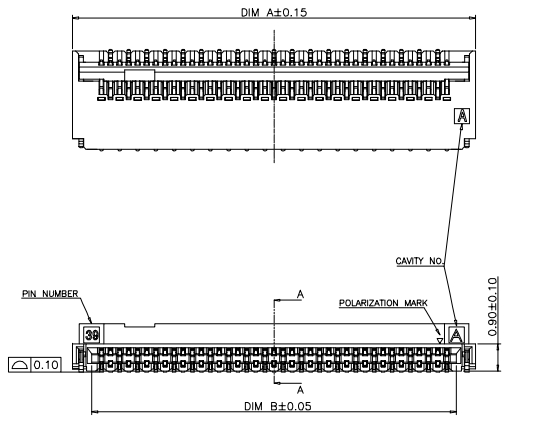


RoHS Compliant

REVISIONS			
REV.	DESCRIPTION	DATE	DESIGN



Dimension M must be 0.5mm minimum when the stiffener than 2.75mm  
RECOMMENDED FPC

Pin No.	P/N	DIM A	DIM B	DIM C	DIM D	DIM E	DIM F
9	8.03A0.009200	4.30	3.03	2.40	1.80	3.73	3.00
11	8.03A0.011200	4.90	3.63	3.00	2.40	4.33	3.60
13	8.03A0.013200	5.50	4.23	3.60	3.00	4.93	4.20
15	8.03A0.015200	6.10	4.83	4.20	3.60	5.53	4.80
17	8.03A0.017200	6.70	5.43	4.80	4.20	6.13	5.40
19	8.03A0.019200	7.30	6.03	5.40	4.80	6.73	6.00
21	8.03A0.021200	7.90	6.63	6.00	5.40	7.33	6.60
23	8.03A0.023200	8.50	7.23	6.60	6.00	7.93	7.20
25	8.03A0.025200	9.10	7.83	7.20	6.60	8.53	7.80
27	8.03A0.027200	9.70	8.43	7.80	7.20	9.13	8.40
31	8.03A0.031200	10.90	9.63	9.00	8.40	10.33	9.60
33	8.03A0.033200	11.50	10.23	9.60	9.00	10.93	10.20
35	8.03A0.035200	12.10	10.83	10.20	9.60	11.53	10.80
37	8.03A0.037200	12.70	11.43	10.80	10.20	12.13	11.40
39	8.03A0.039200	13.30	12.03	11.40	10.80	12.73	12.00
41	8.03A0.041200	13.90	12.63	12.00	11.40	13.33	12.60
45	8.03A0.045200	15.10	13.83	13.20	12.60	14.53	13.80
49	8.03A0.049200	16.30	15.03	14.40	13.80	15.73	15.00
51	8.03A0.051200	16.90	15.63	15.00	14.40	16.33	15.60
57	8.03A0.057200	18.70	17.43	16.80	16.20	18.13	17.40
61	8.03A0.061200	19.90	18.63	18.00	17.40	19.33	18.60

1. FPC NOT MATING CONDITION BANNED CLOSURE
  2. PART NO. LEGEND:  
8.03A0.\*\*\*200
  - ① SERIES NAME: 8.03A0-0.3MM FFC/FPC DUAL CONTACT SIDE CONNECTOR (H=0.9mm)
  - ② CONTACT PIN NUMBER: \*\*\*=CONTACT PIN NUMBER
  - ③ CONTACT AREA PLATING SPEC: GOLD PLATING: 2=1~3u"; 3=5u"; 4=10u"; 5=15u"  
SOLDER AREA PLATING SPEC: GOLD PLATING: 2=1~3u"; 3=5u"; 4=10u"; 5=15u"
  - ④ UNSPECIFIED: 0=NONSENSE
  - ⑤ UNSPECIFIED: 0=NONSENSE
3. PERFORMANCE:
- 3.1: CURRENT RATING: 0.2A/PIN.
  - 3.2: VOLTAGE RATING: 30V (AC/DC).
  - 3.3: CONTACT RESISTANCE: INITIAL VALUE 100mOHM Max,
  - 3.4: INSULATION RESISTANCE: 50MOHM Min.
  - 3.5: DIELECTRIC WITHSTANDING VOLTAGE: 100V AC FOR 1MINUTE;
  - 3.6: DURABILITY: 20 TIMES Min.
  - 3.7: OPERATING TEMPERATURE:  
OPERATING HUMIDITY RANGE: 20% TO 85%

NO.	COMPONENTS	MATERIALS	FINISH/COLOR SPECIFICATION	QUANTITY
5	STATOR	PHOSPHOR BRONZE		2
4	TERMINAL II	PHOSPHOR BRONZE		POSITIONS
3	TERMINAL I	PHOSPHOR BRONZE		POSITIONS
2	COVER	THERMOPLASTIC UL94V-0	BLACK	1
1	HOUSING	THERMOPLASTIC UL94V-0	NATURAL	1

PART NO. INFORMATION **FPC03-XX G 1 X - B002**

NO. OF CONTACTS →  
PLATING →  
O: TIN  
G: GOLD FLASH

PACKAGE  
T: TUBE  
R: TAPE & REEL  
1: ROHS  
2: HALOGEN FREE

**Bestcreate Technology Limited**

TOLERANCES UNLESS OTHERWISE SPECIFIED:

.X	± 0.50	X.*	± 2'
.XX	± 0.20	.X.*	± 1'
.XXX	± 0.05	.XX.*	± 0.5'

Website: [www.bsc-elec.com](http://www.bsc-elec.com)  
Email: [bestcreate@bsc-elec.com](mailto:bestcreate@bsc-elec.com)

DESIGN:	I. L	DATE:	2017. 3. 1
CHECKED:	C. W	DATE:	2017. 3. 1
APPROVED:	C. W	DATE:	2017. 3. 1

TITLE:	0.3MM FPC/FPC CONTACT SIDE CONNECTOR, H: 0.9MM		
MATERIAL:	PART NO:	FPC03-XXG1X-B002	SIZE: A4
FINISH:	DWG NO:	FPC03-XXG1X-B002	1 OF 1

REV:	A	UNIT:	mm	SCALE:	1=1	QUALITY SYMBOLS:	
------	---	-------	----	--------	-----	------------------	--