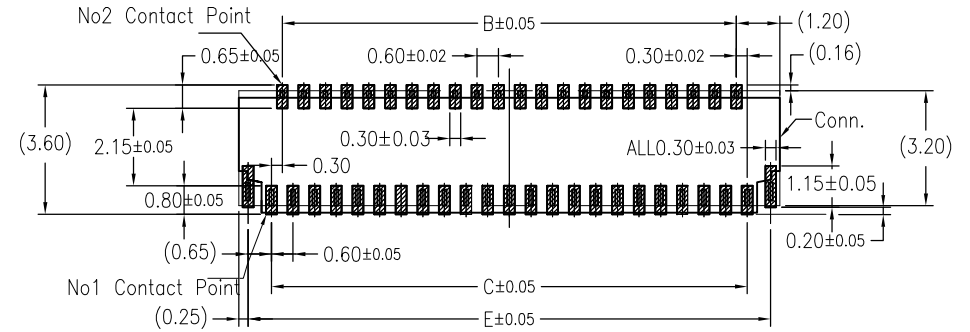
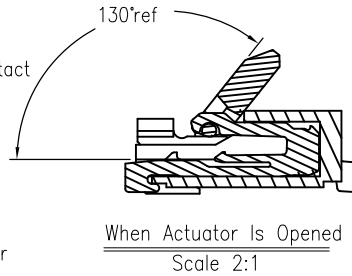
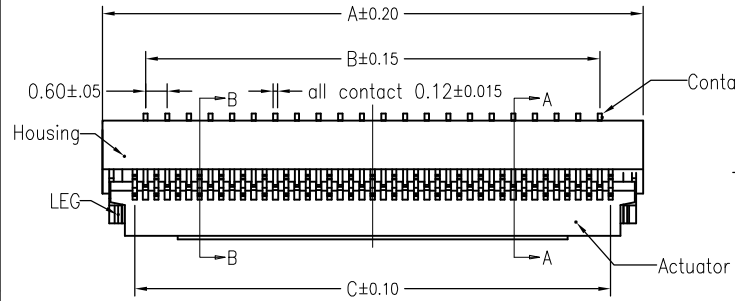
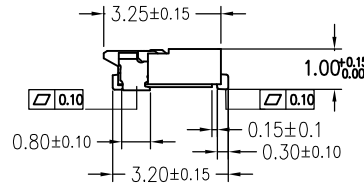
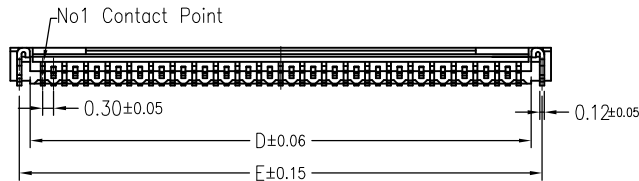


**RoHS Compliant**



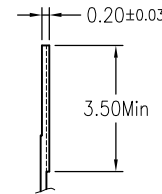
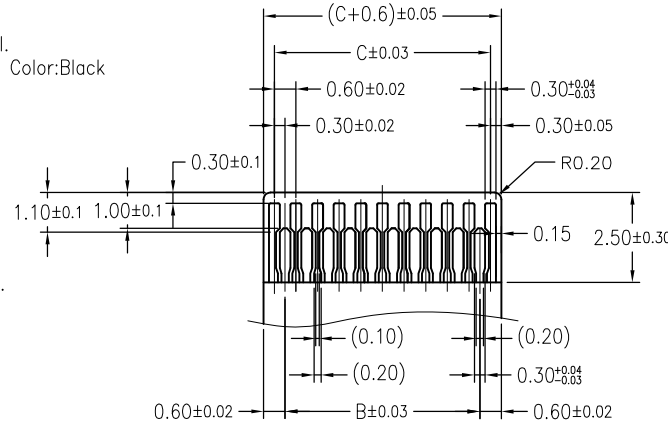
FPC/FFC Insert Direction  
Recommended P.C.B Layout



Number of Contacts	Dimension				
	A	B	C	D	E
11	4.80	2.40	3.00	3.65	4.30
13	5.40	3.00	3.60	4.25	4.90
15	6.00	3.60	4.20	4.85	5.50
17	6.60	4.20	4.80	5.45	6.10
19	7.20	4.80	5.40	6.05	6.70
21	7.80	5.40	6.00	6.65	7.30
23	8.40	6.00	6.60	7.25	7.90
25	9.00	6.60	7.20	7.85	8.50
27	9.60	7.20	7.80	8.45	9.10
29	10.20	7.80	8.40	9.05	9.70
31	10.80	8.40	9.00	9.65	10.30
33	11.40	9.00	9.60	10.25	10.90
35	12.00	9.60	10.20	10.85	11.50
37	12.60	10.20	10.80	11.45	12.10
39	13.20	10.80	11.40	12.05	12.70
41	13.80	11.40	12.00	12.65	13.30
45	15.00	12.60	13.20	13.85	14.50
49	16.20	13.80	14.40	15.05	15.70
51	16.80	14.40	15.00	15.65	16.30

Note:

- Material
  - Housing: LCP UL94-V0 Color:Natural.
  - Actuator: High Temperature UL94-V0 Color:Black
  - Contact: Phosphor Bronze.
  - LEG: Phosphor Bronze.
- Plating
  - Contact: See Part Number.
  - LEG: Matte Tin Plating Over Nickel.
- Rating:
  - Operating Voltage: 30V AC/DC.
  - Current Rating: 0.2A AC/DC.
  - Operating Temperature:  $-55^\circ\text{C} \sim +85^\circ\text{C}$ .



Applicable FPC

PART NO. INFORMATION **FPC03-XX 0 1 X - B001**

NO. OF CONTACTS  
PLATING  
G: TIN  
G: GOLD FLASH  
PACKAGE  
T:TUBE  
R:TAPE&REEL  
1:ROHS  
2: HALOGEN FREE

**Bestcreate Technology Limited**

TOLERANCES UNLESS OTHERWISE SPECIFIED:

.X	$\pm 0.25$	X'	$\pm 5'$
.XX	$\pm 0.20$	.X'	$\pm 2'$
.XXX	$\pm 0.05$	.XX'	$\pm 1'$

DESIGN: DATE: 2017. 3. 1

CHECKED: DATE: 2017. 3. 1

C. W DATE: 2017. 3. 1

APPROVED: DATE: 2017. 3. 1

C. W DATE: 2017. 3. 1

TITLE: **0. 3MM FPC CONNECTOR, H: 1. 0MM**

MATERILA: PART NO: **FPC03-XXX1X-B001** SIZE: A4

FINSH: DWG NO: **FPC03-XXX1X-B001**

REV: A UNIT mm SCALE 1=1 QUALITY SYMBOLS

Website: [www.bsc-elec.com](http://www.bsc-elec.com)  
Email: [bestcreate@bsc-elec.com](mailto:bestcreate@bsc-elec.com)