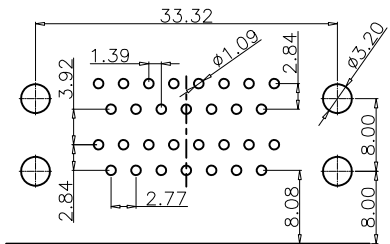
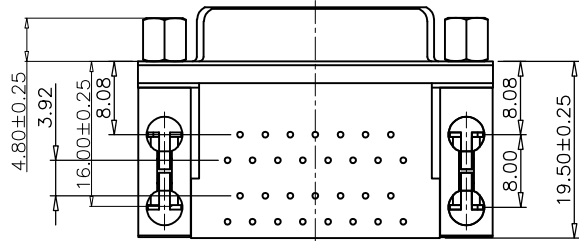
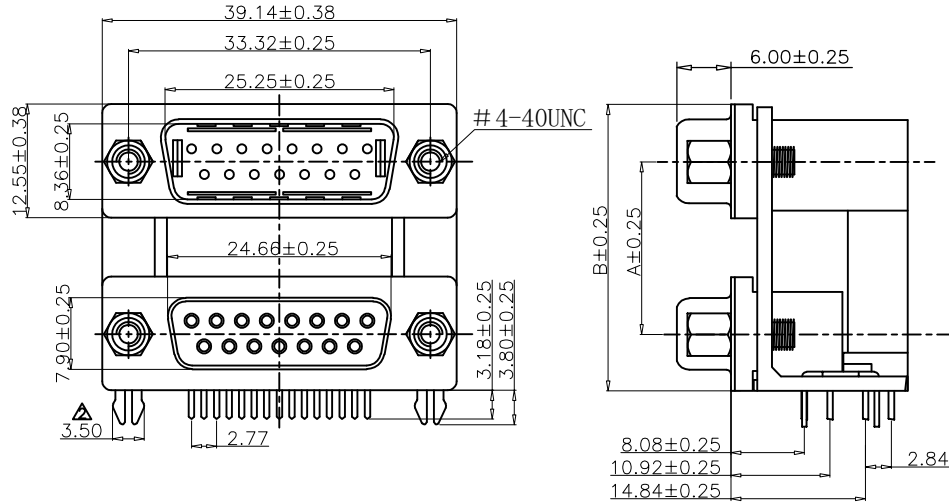


RoHS Compliant

REVISIONS			
REV.	DESCRIPTION	DATE	DESIGN

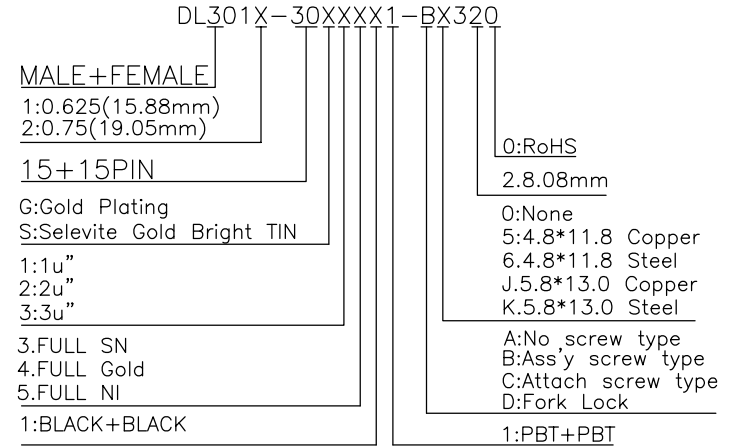


RECOMMENDED PCB LAYOUT THICKNESS=1.6mm
TOLERANCE:±0.05

DIM A	DIM B
15.88	28.43
19.05	31.60

NOTE:

- MATERIALS AND FINISHED
INSULATOR : LCP OR PBT+30% GF UL 94V-0,
SHELL : STEEL, NI FINISHED
CONTACT MATERIAL:BRASS, SELEVITE GOLD FINISHED
HARPOON:BRASS,SN FINISHED
RIVET:COPPER ALLOY ,NI FINISHED
WITH #4-40 THREADED ASSEMBLED
- ELECTRICAL CHARACTERISTICS
CURRENT RATING : 1.0 AMP DC
VOLTAGE RATING: 300 V DC
CONTACT RESISTANCE :20 MILLIOHMS MAX.
DIELECTRIC WITHSTANDING VOLTAGE : 1000 V AC MIN.
INSULATION RESISTANCE : 5000 MEGAOHMS MIN.
- ENVIRONMENTAL
OPERATING TEMPERATURE: -55°C ~ +85°C
STORAGE TEMPERATURE:-55°C ~ +105°C
- HOW TO ORDER:



Bestcreate Technology Limited

TOLERANCES UNLESS OTHERWISE SPECIFIED:

.X	± 0.35	X'	± 2'
.XX	± 0.25	.X'	± 1'
.XXX	± 0.15	.XX'	± 0.5'

Website:www.bsc-elec.com

Email:bestcreate@bsc-elec.com

DESIGN: I.L DATE: 2017.3.1

CHECKED: C.W DATE: 2017.3.1

APPROVED: C.W DATE: 2017.3.1

TITLE: D-SUB DR15 MALE TO DR15 FEMALE CONNECTOR 19.05MM

MATERILA: PART NO: DL301X-30XXX1-BX320 SIZE: A4

FINSH: DWG NO: DL301X-30XXX1-BX320

REV:	UNIT	SCALE	QUALITY SYMBOLS
A	mm	1=1	